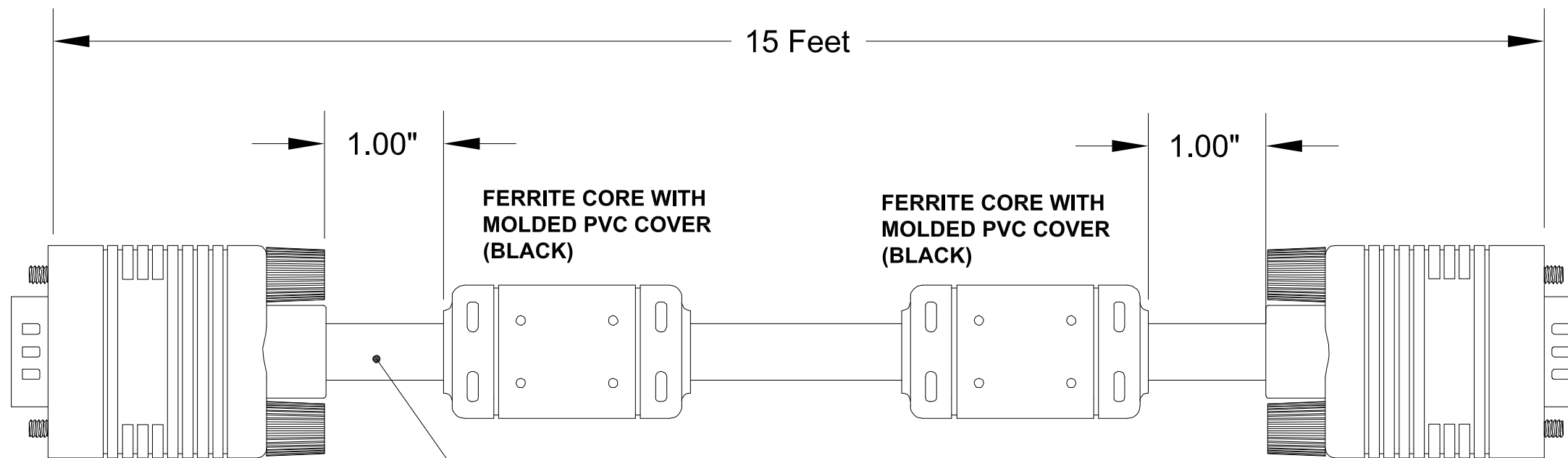


P1

15 PIN MALE
HIGH DENSITY
D-SUB CONNECTOR

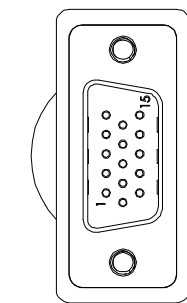


**MOLDED HOOD
(BLACK) 360°
SHIELDING**

**FERRITE CORE WITH
MOLDED PVC COVER
(BLACK)**

**FERRITE CORE WITH
MOLDED PVC COVER
(BLACK)**

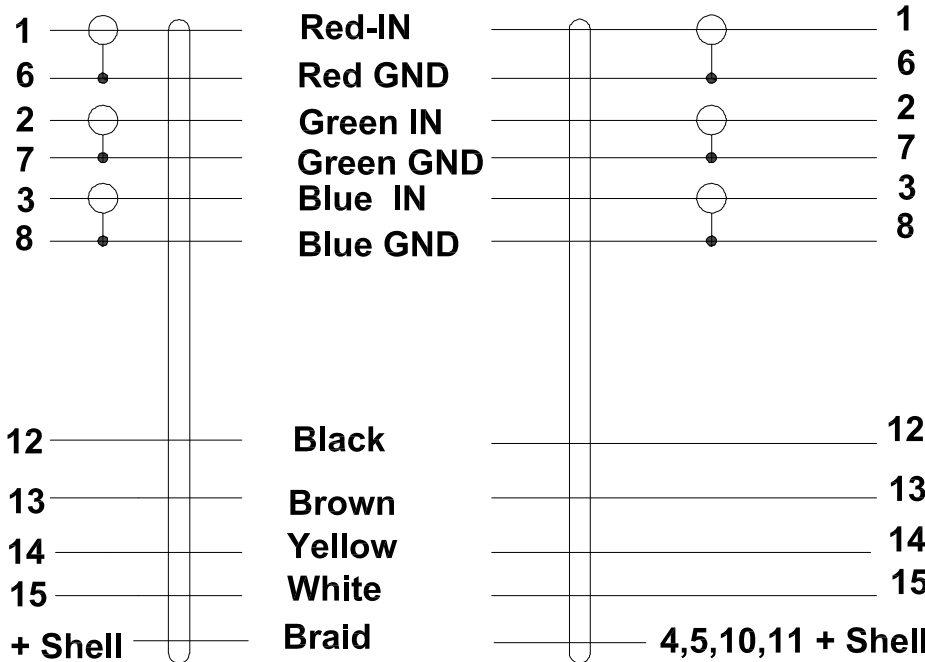
**MOLDED HOOD
(BLACK) 360°
SHIELDING**



P2

15 PIN MALE
HIGH DENSITY
D-SUB CONNECTOR

CABLE: UL 2919, THREE 75 OHM COAXIAL CONDUCTORS, FOUR TWISTED PAIRS, 28 AWG AND TWO CONDUCTORS 26 AWG, WITH ALUMINUM/POLYESTER FOIL SHIELD AND DRAIN WIRE PLUS TINNED COPPER BRAIDED WIRE. JACKET: PVC, BLACK



NOTES:

1. PERFORM A CONTINUITY CHECK ON THE CABLE.



The Innovators of Flat Panel Technology
8 Nutmeg Road South, South Windsor, CT 06074
(860) 282-2900 www.GeneralDigital.com

THIS DOCUMENT CONTAINS PROPRIETARY INFORMATION OF GENERAL DIGITAL AND IS NOT TO BE DISCLOSED, REPRODUCED OR PUBLISHED WITHOUT WRITTEN CONSENT FROM GENERAL DIGITAL. THIS DOCUMENT MUST BE RENDERED ILLEGIBLE WHEN BEING DISCARDED.

**CUSTOM CABLE DRAWING
SVGA HD15 M/M WITH FERRITES**

B	UNITS (UNLESS NOTED)	UNLESS OTHERWISE SPECIFIED TOLERANCES ARE: FRACTIONS DECIMALS ANGLES ±1/32 .X ±.031 ±0° 30' .XX ±.020 .XXX ±.020	APPROVAL J.H	DATE 01/16/13	FILE 38-436	DWG. NO. 38-436	REV
			DRAWN MM	DATE 01/16/13	DO NOT SCALE DRAWING	CAGE CODE 1JA77	SHEET <u>1</u> OF <u>1</u>