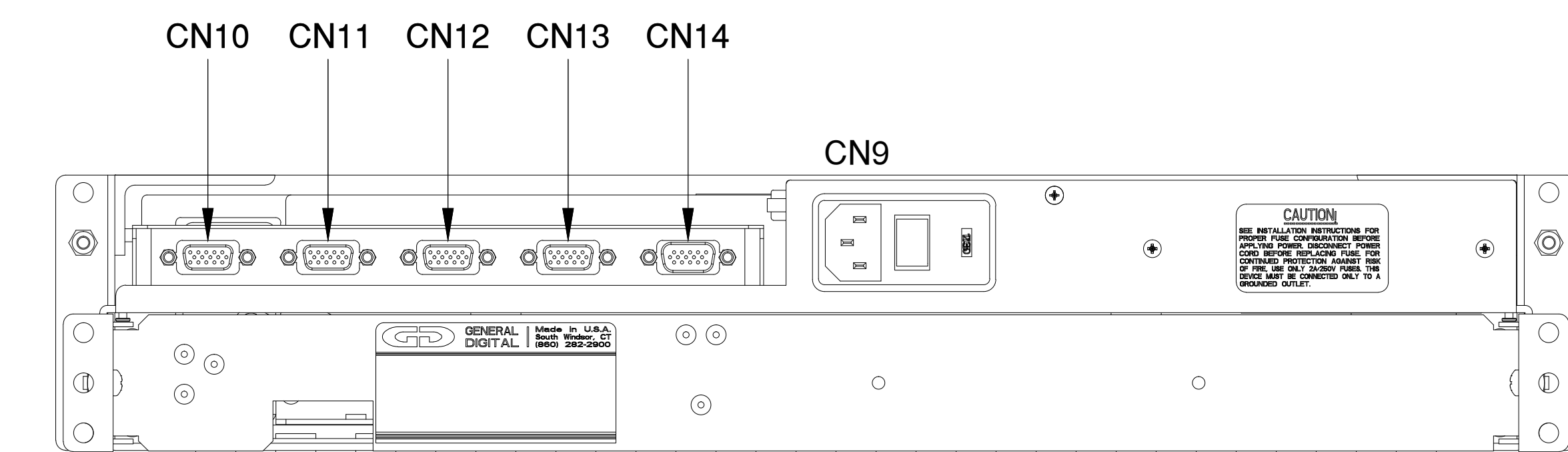
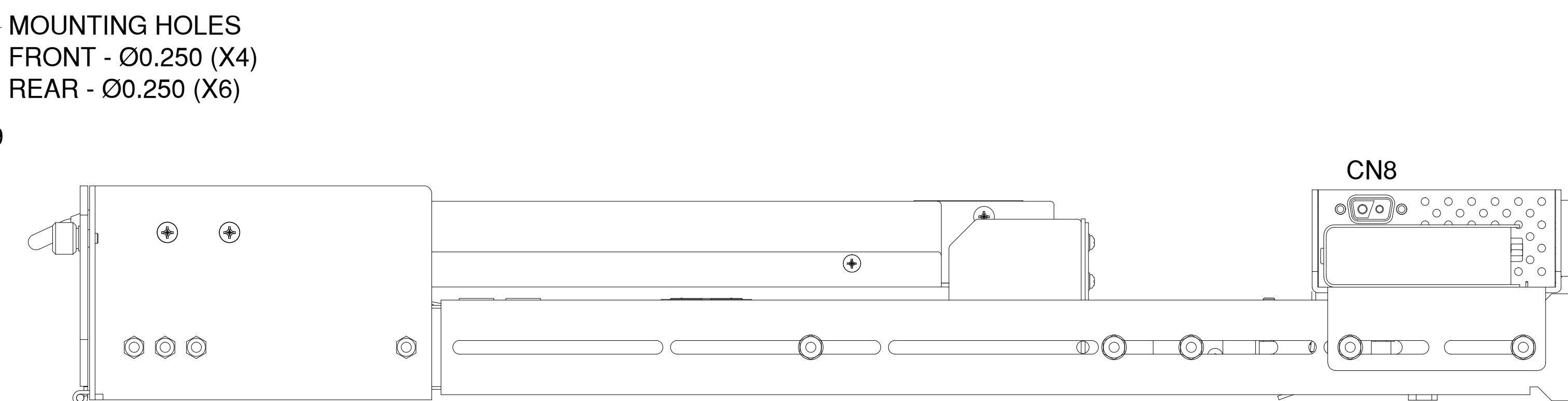
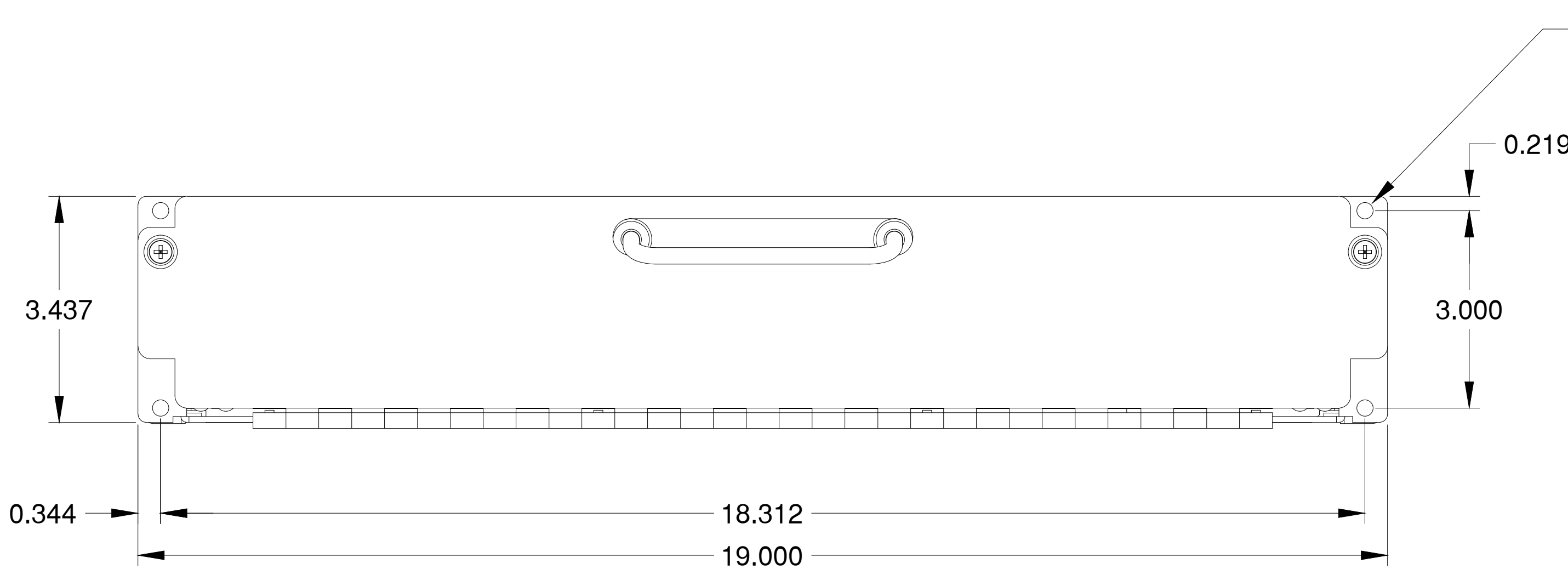


CN8 - CN14 ARE OPTIONAL BASED ON DESIRED ACCESSORIES



THIS DOCUMENT CONTAINS PROPRIETARY INFORMATION OF GENERAL DIGITAL AND IS NOT TO BE DISCLOSED, REPRODUCED OR PUBLISHED WITHOUT WRITTEN CONSENT FROM GENERAL DIGITAL. THIS DOCUMENT MUST BE RENDERED ILLEGIBLE WHEN BEING DISCARDED. © COPYRIGHT 2014. ALL RIGHTS RESERVED.

UNLESS OTHERWISE SPECIFIED DIMENSIONS ARE IN INCHES
 TOLERANCES ARE:
 FRACTIONS DECIMALS ANGLES
 ±1/32 .X ±.050 ±0° 30'
 .XX ±.031
 .XXX±.020

CONNECTOR CHART		
DESIGNATION	FUNCTION	TYPE
CN1	GROUND STUD	10-32 UNF-2A
CN2	+24V MONITOR INPUT	DA-3WK3-S
CN3	KEYBOARD/MOUSE (USB X2)	DE-9-P
CN4	COMPOSITE VIDEO INPUT	BNC STYLE
CN5	S-VIDEO INPUT	4 PIN MINI DIN
CN6	ANALOG VIDEO INPUT	DE-15-S
CN7	DVI-D VIDEO INPUT	DVI-D
CN8	+24V POWER SUPPLY OUTPUT	DE-2W2-P
CN9	AC INPUT	IEC-320
CN10-CN13	CPU PORT CONNECTORS	DE-15-S
CN14	CONSOLE PORT CONNECTOR	DE-15-P

MECHANICAL OUTLINE ONLY. SPECIFICATIONS SUBJECT TO CHANGE WITHOUT NOTICE. U.O.S. ALL DIMENSIONS ARE IN INCHES.

APPROVALS		DATE
DRAWN	G.L.	26-Aug-14
CHECKED	T.R.	
APPROVED	B.G.	
DO NOT SCALE DRAWING		



GENERAL DIGITAL
The Innovators of Flat Panel Technology
 8 Nutmeg Road South, South Windsor, CT 06074
 (860) 282-2900 www.GeneralDigital.com

RACK ADAPTOR KIT & OPTIONS AS INSTALLED WITH SL2-17

REV	DATE	ECN	DESCRIPTION	BY
A	30-Sep-14	-	CORRECTED EXTENSION VALUES IN TABLE 2	GL

CAGE CODE	DWG. NO.	REV
1JA77	14-93	A

4-PORT KVM, DE-15 INPUT/OUTPUT CONNECTORS,
PUSHBUTTON/HOTKEY SELECTION, PS/2 INTERFACE
22-032

POWER SUPPLY ASSEMBLY
MOUNTS TO THE SLIDE EXTENSION BRACKETS AND CAN
BE ADJUSTED FROM THE BACK OF THE MONITOR TO THE
BACK OF THE RACK (SEE TABLE 1)

CABLE GUIDE KIT
90-1202-015

SLIDE EXTENSION KIT (2 BRACKETS)
(SEE TABLE 2)

RUGGEDIZATION KIT
90-1209-005

RACK MOUNT ADAPTOR KIT

17" SLIMLINE LITE II MONITOR

TABLE 3: UNIT OPTIONS

(X) OPTION	UNIT DESCRIPTION
-	SLIMLINE LITE II
D	SLIMLINE LITE II DAYLIGHT READABLE
S	SLIMLINE LITE II SOLAR
SN	SLIMLINE LITE II SOLAR/NVIS

TABLE 4: DISPLAY OPTIONS

(cccc) OPTION
REFER TO WEBSITE OR CONTACT SALES FOR CURRENT OPTIONS.

TABLE 5: KEYBOARD OPTIONS

(ee) OPTION
REFER TO WEBSITE OR CONTACT SALES FOR CURRENT OPTIONS.

TABLE 1: POWER SUPPLY, MOUNTING BRIDGE AND OPTIONAL KVM SWITCH

POWER SUPPLY ASSEMBLIES			
P/N	INPUT	OUTPUT	DESCRIPTION
300-002-007	IEC320, 90-264 VAC	DE-2W2-S, +12 VDC @ 4A	SLIDE MOUNTED, 75 W POWER SUPPLY WITH OPTIONAL KVM MOUNTING
300-002-009	IEC320, 90-264 VAC	DE-2W2-P, +24 VDC @ 3.2A	SLIDE MOUNTED, 75 W POWER SUPPLY WITH OPTIONAL KVM MOUNTING

TABLE 2: SLIDE EXTENSION KIT OPTIONS

SLIDE EXTENSION KIT					
P/N	BRACKET LENGTH	EXTENSION (A)	POWER SUPPLY JUSTIFICATION (B)	CABLE GUIDE AVAILABILITY	POWER SUPPLY AVAILABILITY
90-1201-005	18.5"	24.0" - 34.0"	0.0" - 14.0"	ALL EXTENSION DEPTHS	ALL EXTENSION DEPTHS
90-1201-006	11.5"	17.0" - 27.0"	0.0" - 7.0"	22.0"+ EXTENSION	20.0"+ EXTENSION
90-1201-008	7.5"	17.0" - 22.5"	0.0" - 2.0"	22.0"+ EXTENSION	20.0"+ EXTENSION

THIS DOCUMENT CONTAINS PROPRIETARY INFORMATION OF GENERAL DIGITAL AND IS NOT TO BE DISCLOSED, REPRODUCED OR PUBLISHED WITHOUT WRITTEN CONSENT FROM GENERAL DIGITAL. THIS DOCUMENT MUST BE RENDERED ILLEGIBLE WHEN BEING DISCARDED. © COPYRIGHT 2014. ALL RIGHTS RESERVED.

UNLESS OTHERWISE SPECIFIED DIMENSIONS ARE IN INCHES
TOLERANCES ARE:
FRACTIONS DECIMALS ANGLES
±1/32 .X ±.050 ±0° 30'
.XX ±.031
.XXX±.020

CONNECTOR CHART		
DESIGNATION	FUNCTION	TYPE
CN1	GROUND STUD	10-32 UNF-2A
CN2	+24V MONITOR INPUT	DA-3WK3-S
CN3	KEYBOARD/MOUSE (USB X2)	DE-9-P
CN4	COMPOSITE VIDEO INPUT	BNC STYLE
CN5	S-VIDEO INPUT	4 PIN MINI DIN
CN6	ANALOG VIDEO INPUT	DE-15-S
CN7	DVI-D VIDEO INPUT	DVI-D
CN8	+24V POWER SUPPLY OUTPUT	DE-2W2-P
CN9	AC INPUT	IEC-320
CN10-CN13	CPU PORT CONNECTORS	DE-15-S
CN14	CONSOLE PORT CONNECTOR	DE-15-P

MECHANICAL OUTLINE ONLY. SPECIFICATIONS SUBJECT TO CHANGE WITHOUT NOTICE. U.O.S. ALL DIMENSIONS ARE IN INCHES.

APPROVALS	DATE
DRAWN G.L.	26-Aug-14
CHECKED T.R.	
APPROVED B.G.	
DO NOT SCALE DRAWING	

GD GENERAL DIGITAL
The Innovators of Flat Panel Technology
8 Nutmeg Road South, South Windsor, CT 06074
(860) 282-2900 www.GeneralDigital.com

RACK ADAPTOR KIT & OPTIONS AS INSTALLED WITH SL2-17

REV	DATE	ECN	DESCRIPTION	BY	CAGE CODE	DWG. NO.	REV
A	30-Sep-14	-	CORRECTED EXTENSION VALUES IN TABLE 2	GL	B	1JA77	A
						14-93	