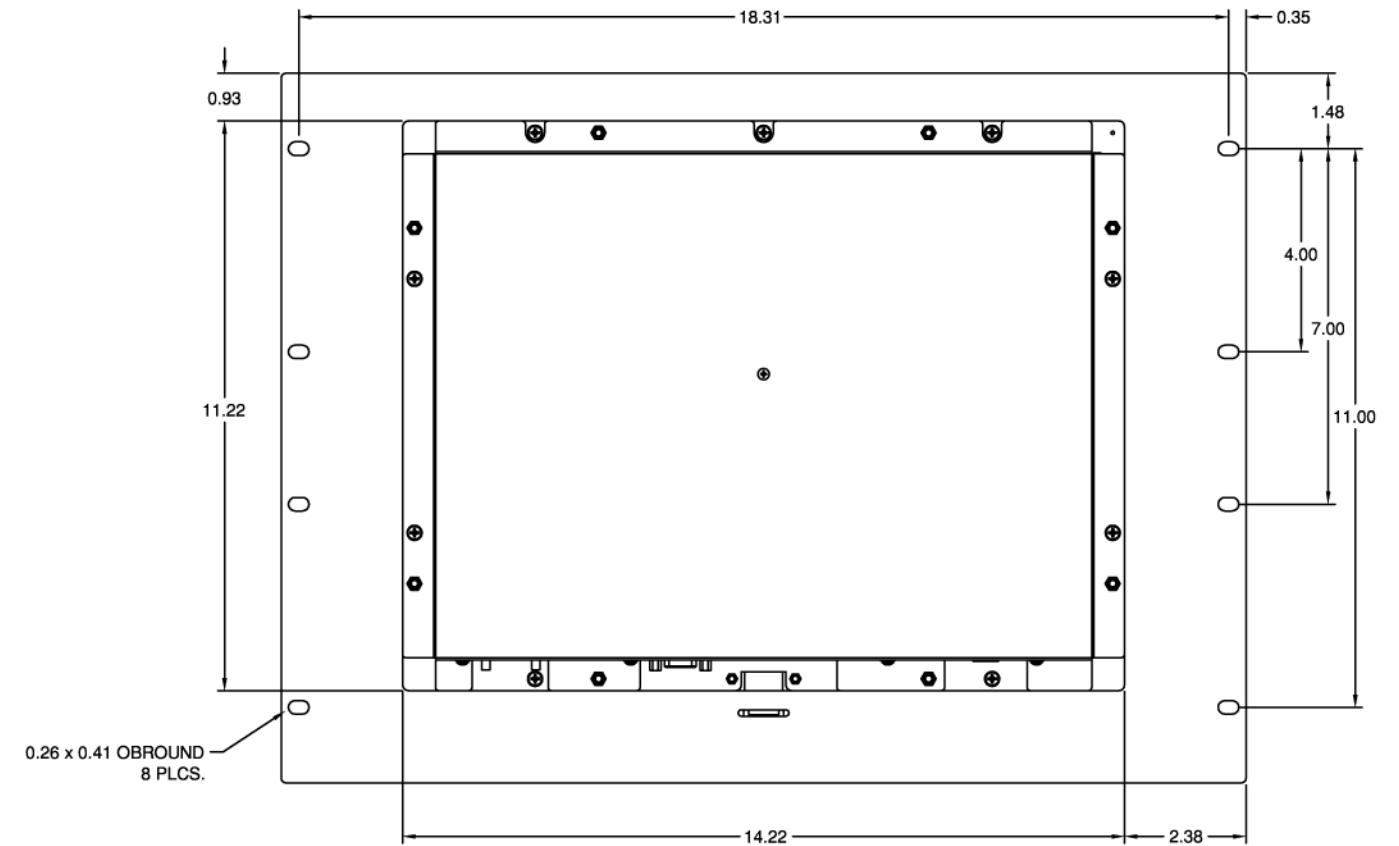
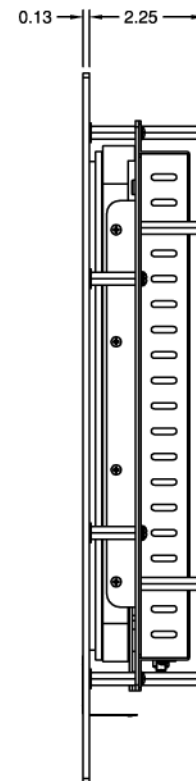
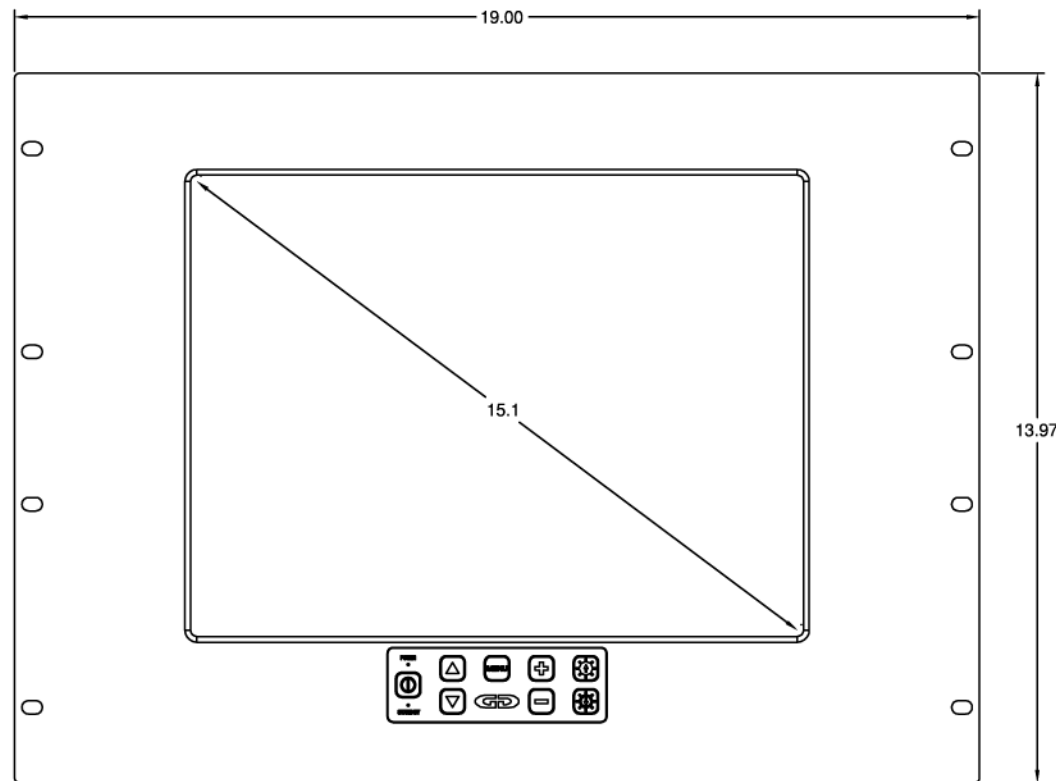
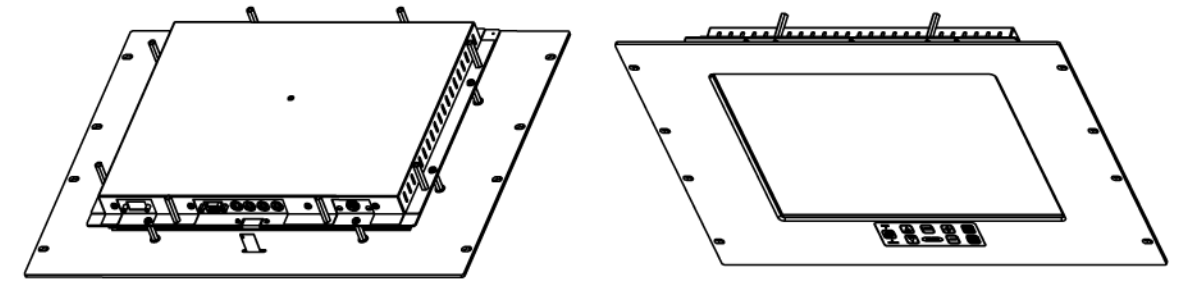
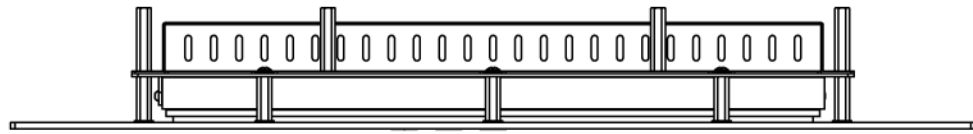
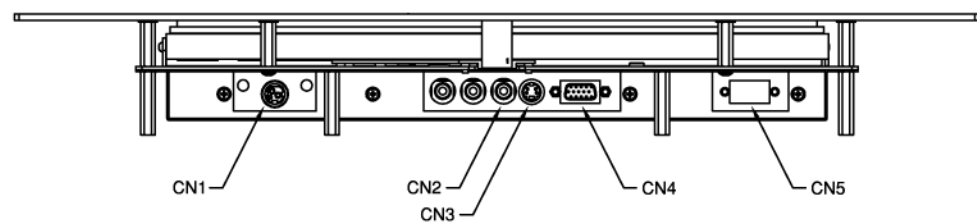


THIS DOCUMENT CONTAINS PROPRIETARY INFORMATION OF GENERAL DIGITAL AND IS NOT TO BE DISCLOSED, REPRODUCED OR PUBLISHED WITHOUT WRITTEN CONSENT FROM GENERAL DIGITAL. THIS DOCUMENT MUST BE RENDERED ILLEGIBLE WHEN BEING DISCARDED. © COPYRIGHT 2002. ALL RIGHTS RESERVED.

CMR-15X-401-dd-00-00-gg-SP01



0.26 x 0.41 OBOURND
8 PLCS.



CONNECTOR CHART			MECHANICAL OUTLINE ONLY SPECIFICATIONS SUBJECT TO CHANGE WITHOUT NOTICE	
DESIGNATION	FUNCTION	TYPE	APPROVALS	DATE
CN1	+12 VDC INPUT	3-PIN KYCON	DRAWN	07-Jan-02
CN2	COMPOSITE VIDEO INPUT	RCA STYLE	C.P.	07-Jan-02
CN3	S-VIDEO INPUT	4-PIN MINI DIN	T.R.	07-Jan-02
CN4	ANALOG VIDEO INPUT	DE-15-S	B.G.	07-Jan-02
CN5	SERIAL INPUT (OPTIONAL)	DE-9-P	DO NOT SCALE DRAWING	



The Innovators of Flat Panel Displays and Systems
8 Nutmeg Road South, South Windsor, CT. 06074
(860) 282-2900 www.GenDig.com

RACK MOUNT MONITOR KIT
15.1" XGA FLAT PANEL MONITOR

B	CAGE CODE	DWG. NO.	REV
	1JA77	01-49	A