


CUSTOMER APPROVAL

COMPANY	NAME (PRINT)
DATE	SIGNATURE

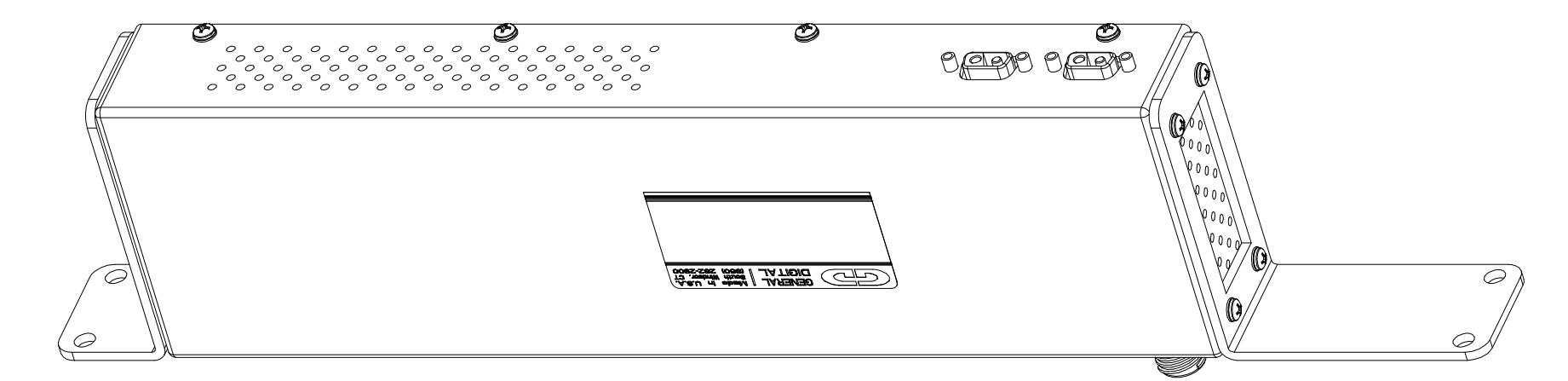
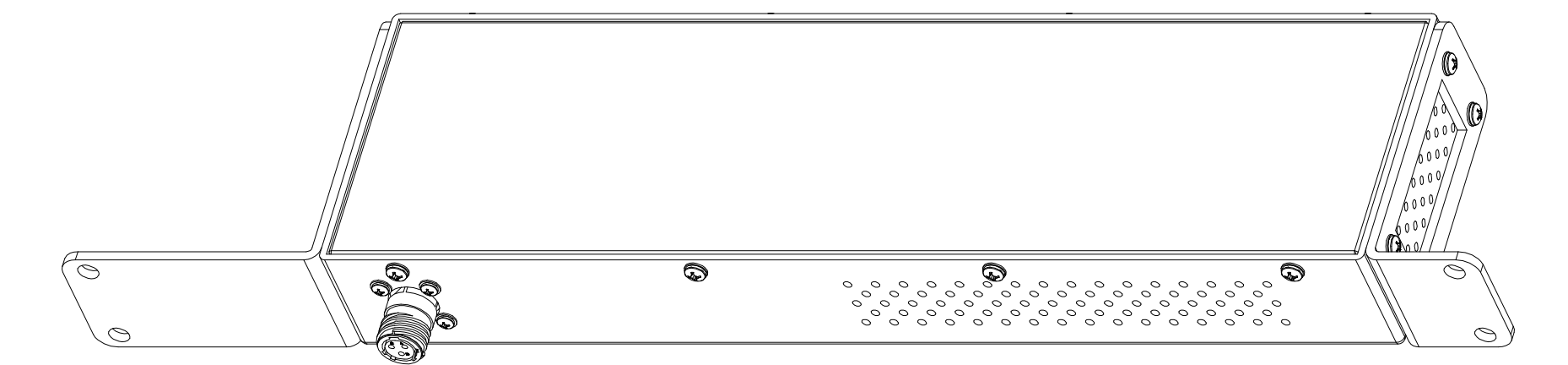
90-1105-065



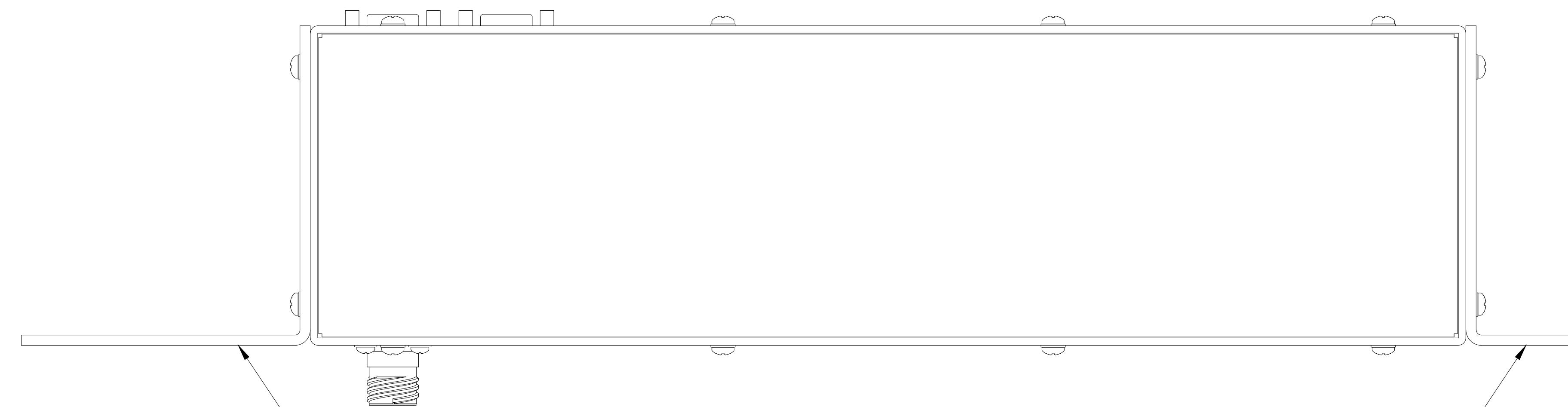
Power Supply Characteristics		
Input (CN3)	DC Voltage (VDC)	+9 – +45
Output (CN1 & CN2)	DC Voltage (VDC)	+12
	Current (A)	4.17
Environment	Storage Temperature (°C)	-40 – +85
	Operating Temperature (°C)	-40 – +70
	Humidity (%RH)	0 – 90
	Max Altitude (Ft.)	40,000

ACCESSORIES

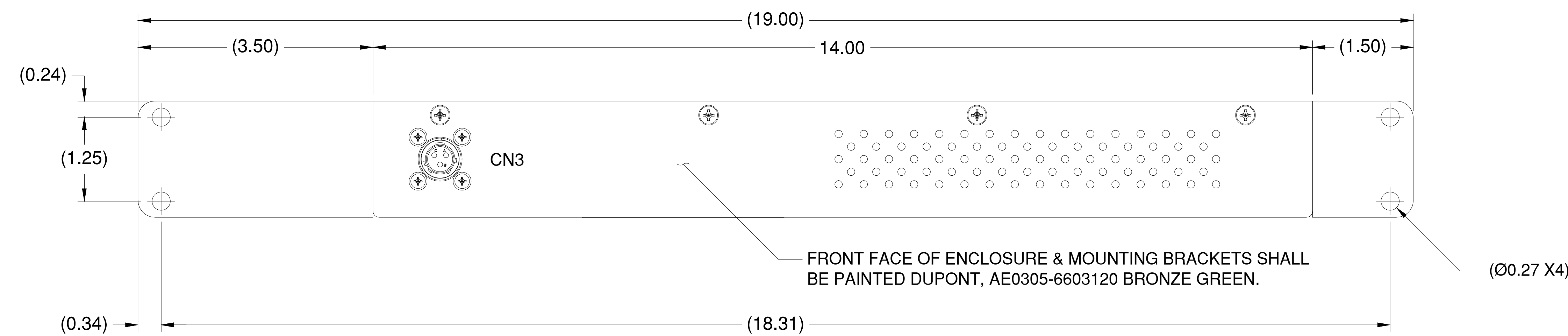
- 200-003-030: DE-2W2 SOCKET → DE-2W2 PLUG, 6 FT. (X2)
- 300-010-009: 1U POWER SUPPLY MOUNTING BRACKET KIT, PAINTED MOUNTING BRACKETS.



CN1 & CN2 - DC Power Output	
Type: DE-2W2-S	
Pin	Signal
A1	V _{out}
A2	Ground



THIS POWER SUPPLY IS SHOWN WITH THE 19.0" 1U RACK MOUNT KIT INSTALLED



FRONT FACE OF ENCLOSURE & MOUNTING BRACKETS SHALL BE PAINTED DUPONT, AE0305-6603120 BRONZE GREEN.

NOTE: DIMENSIONS IN PARENTHESIS REPRESENT THE 19" RACK MOUNT KIT WHEN INSTALLED ON THE POWER SUPPLY.

CN3 - DC Power Input	
Type: Amphenol D38999/20WA98SN	
PIN	Signal
A	V _{in}
B	Chassis Ground
C	Ground

THIS DOCUMENT CONTAINS PROPRIETARY INFORMATION OF GENERAL DIGITAL AND IS NOT TO BE DISCLOSED, REPRODUCED OR PUBLISHED WITHOUT WRITTEN CONSENT FROM GENERAL DIGITAL. THIS DOCUMENT MUST BE RENDERED ILLEGIBLE WHEN BEING DISCARDED. © COPYRIGHT 2013. ALL RIGHTS RESERVED.

UNLESS OTHERWISE SPECIFIED DIMENSIONS ARE IN INCHES
 TOLERANCES ARE:
 FRACTIONS DECIMALS ANGLES
 ±1/32 .X ±.050 ±0° 30'
 .XX ±.031
 .XXX±.020

DESIGNATION	FUNCTION	TYPE	MECHANICAL OUTLINE ONLY. SPECIFICATIONS SUBJECT TO CHANGE WITHOUT NOTICE. U.O.S. ALL DIMENSIONS ARE IN INCHES.	
			APPROVALS	DATE
			DRAWN	G.L.
			CHECKED	B.M.
			APPROVED	J.H.
			DO NOT SCALE DRAWING	



The Innovators of Flat Panel Technology
 8 Nutmeg Road South, South Windsor, CT 06074
 (860) 282-2900 www.GeneralDigital.com

POWER SUPPLY - 50W
 19.0" 1U RACK MOUNTABLE

B	CAGE CODE	DWG. NO.	REV
	1JA77	1105-065-97	-

REV	DATE	ECN	DESCRIPTION	BY