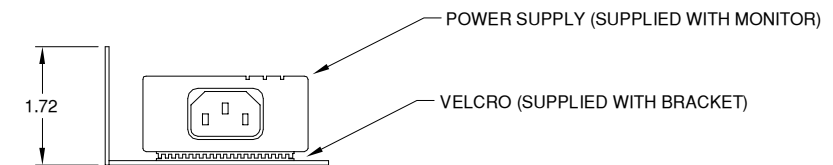
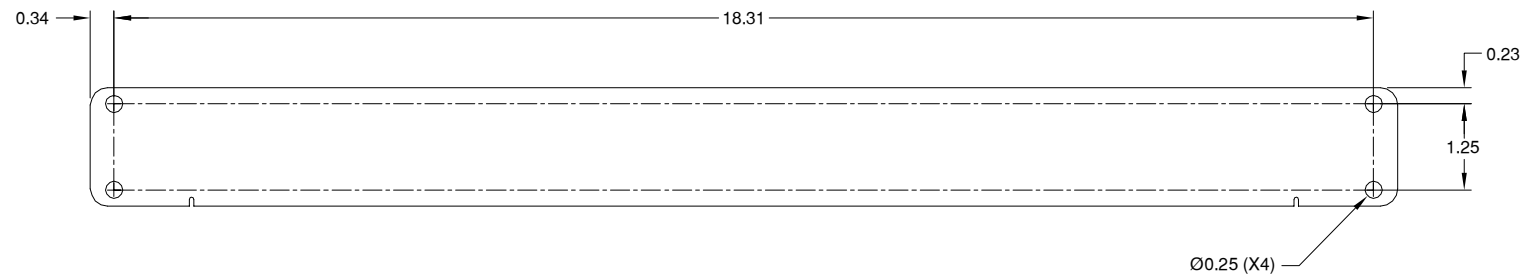
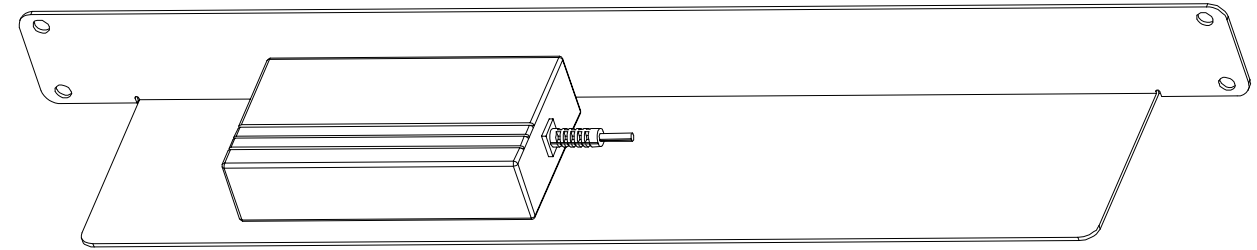
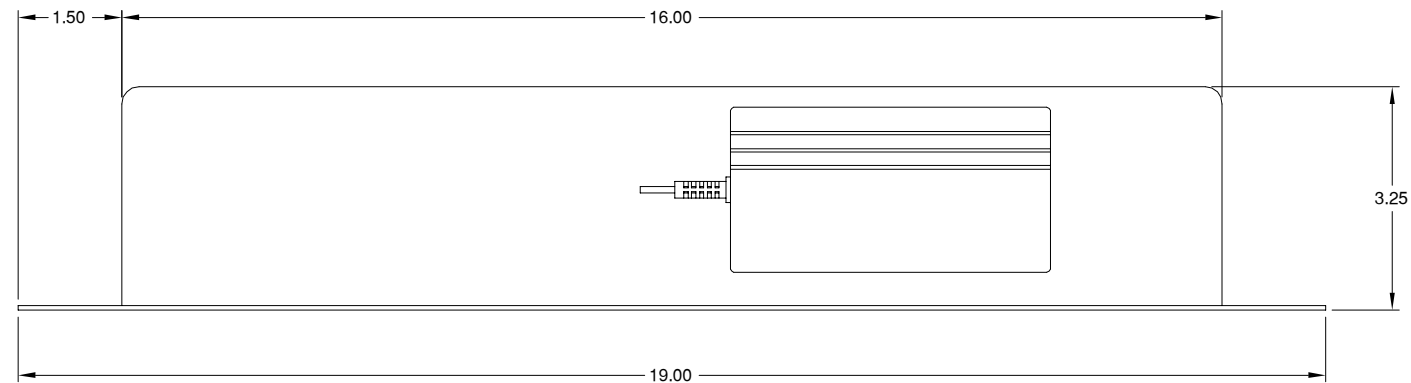


90-160



THIS DOCUMENT CONTAINS PROPRIETARY INFORMATION OF GENERAL DIGITAL AND IS NOT TO BE DISCLOSED, REPRODUCED OR PUBLISHED WITHOUT WRITTEN CONSENT FROM GENERAL DIGITAL. THIS DOCUMENT MUST BE RENDERED ILLEGIBLE WHEN BEING DISCARDED. © COPYRIGHT 2008. ALL RIGHTS RESERVED.

UNLESS OTHERWISE SPECIFIED DIMENSIONS ARE IN INCHES TOLERANCES ARE:
 FRACTIONS DECIMALS ANGLES
 ±1/32 .X ±.050 ±0° 30'
 .XX ±.031
 .XXX±.020

CONNECTOR CHART

DESIGNATION	FUNCTION	TYPE

MECHANICAL OUTLINE ONLY. SPECIFICATIONS SUBJECT TO CHANGE WITHOUT NOTICE. U.O.S. ALL DIMENSIONS ARE IN INCHES.

APPROVALS	DATE
DRAWN C.P.	17-Jan-08
CHECKED T.R.	17-Jan-08
APPROVED B.G.	17-Jan-08
DO NOT SCALE DRAWING	



The Innovators of Flat Panel Technology
 8 Nutmeg Road South, South Windsor, CT 06074
 (860) 282-2900 www.GeneralDigital.com

19" RACK MOUNT
 1U RACK MOUNT POWER SUPPLY BRACKET

B	CAGE CODE 1.1A77	DWG. NO. 08-01	REV -
----------	---------------------	-------------------	----------

REV	DATE	ECN	DESCRIPTION	BY