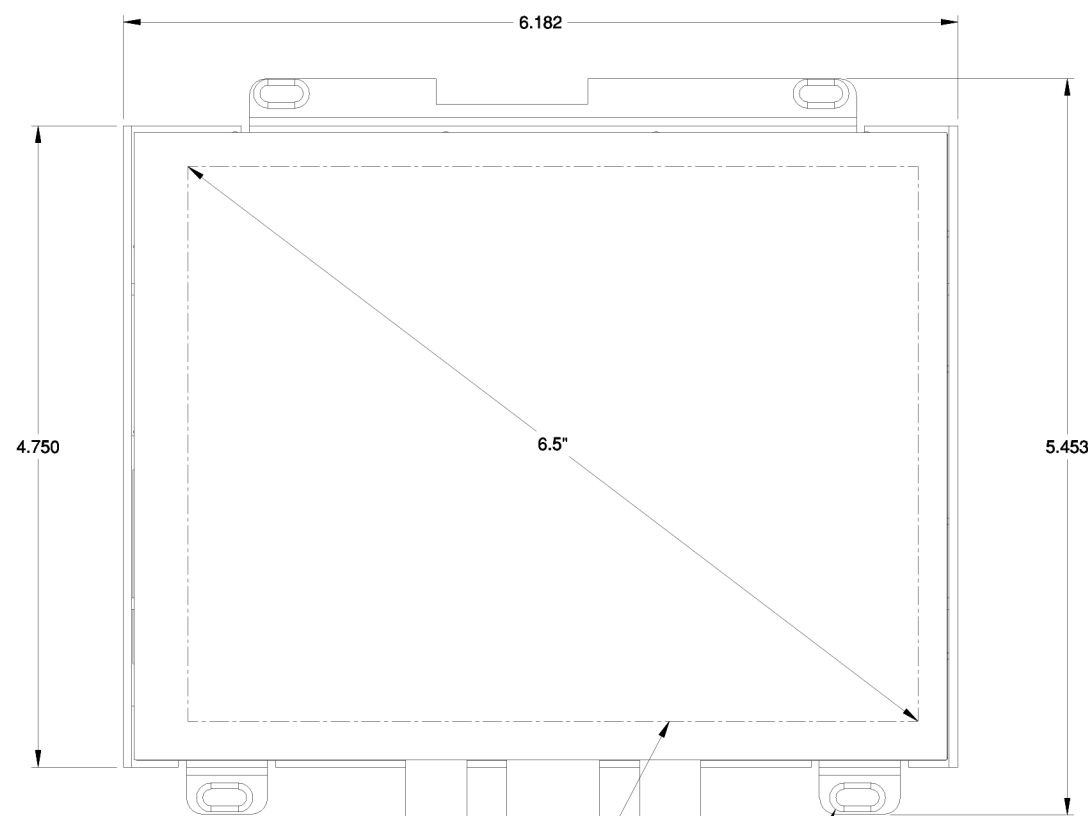
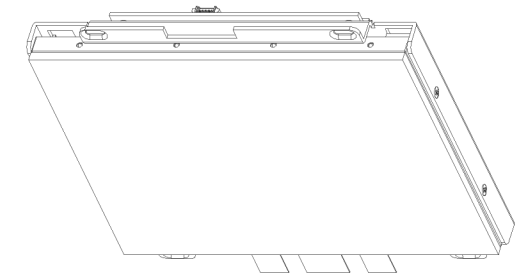
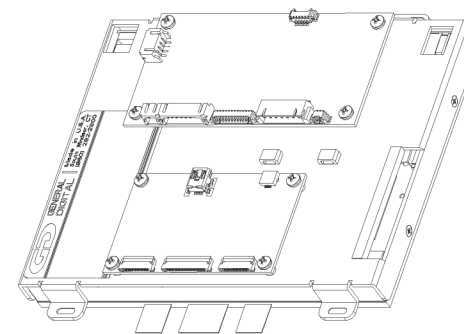
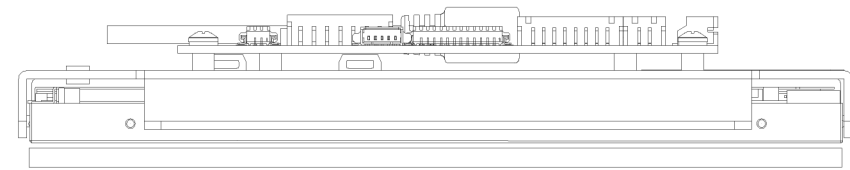
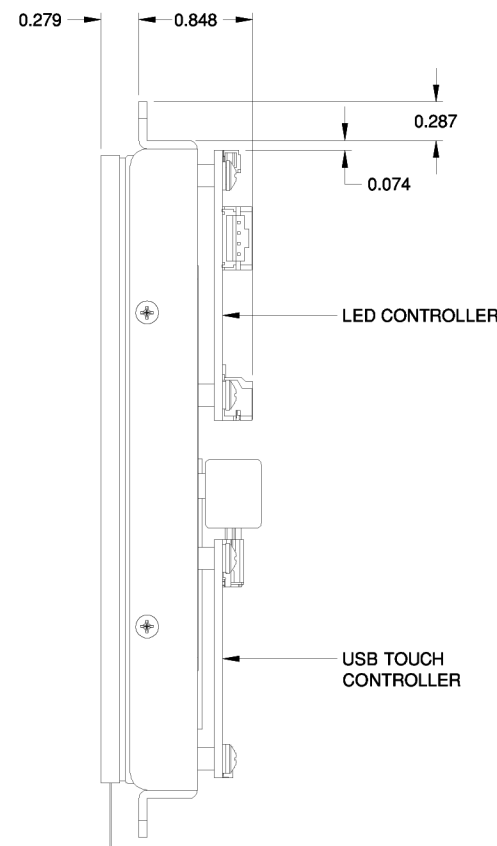


90-450-034-A



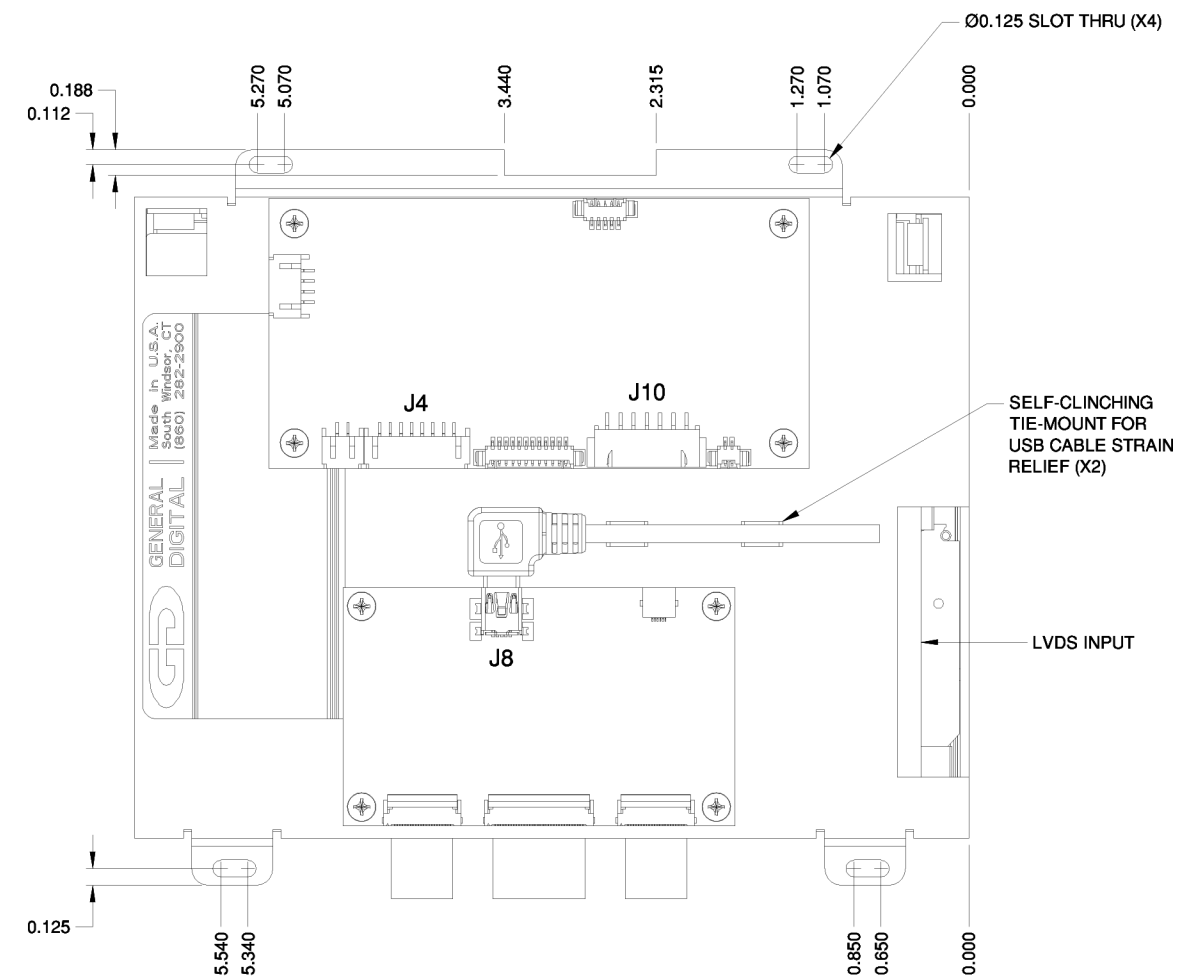
PROJECTED CAPACITIVE TOUCH SCREEN
ANTI-REFLECTIVE
ANTI-SMUDGE

COUNTERSUNK 82°
ALL AROUND (X4)



LED CONTROLLER

USB TOUCH CONTROLLER



Ø0.125 SLOT THRU (X4)

SELF-CLINCHING
TIE-MOUNT FOR
USB CABLE STRAIN
RELIEF (X2)

LVDS INPUT

THIS DOCUMENT CONTAINS PROPRIETARY INFORMATION OF GENERAL DIGITAL AND IS NOT TO BE DISCLOSED, REPRODUCED OR PUBLISHED WITHOUT WRITTEN CONSENT FROM GENERAL DIGITAL. THIS DOCUMENT MUST BE RENDERED ILLEGIBLE WHEN BEING DISCARDED. © COPYRIGHT 2014. ALL RIGHTS RESERVED.

UNLESS OTHERWISE SPECIFIED DIMENSIONS ARE IN INCHES TOLERANCES ARE:
FRACTIONS DECIMALS ANGLES
±1/32 .X ±.050 ±0° 30'
.XX ±.031
.XXX±.020

CONNECTOR CHART

DESIGNATION	FUNCTION	TYPE

MECHANICAL OUTLINE ONLY. SPECIFICATIONS SUBJECT TO CHANGE WITHOUT NOTICE. U.O.S. ALL DIMENSIONS ARE IN INCHES.

APPROVALS		DATE
DRAWN	G.L.	09-Sep-14
CHECKED	J.H.	
APPROVED	K.H.	
DO NOT SCALE DRAWING		



The Innovators of Flat Panel Technology
8 Nutmeg Road South, South Windsor, CT 06074
(860) 282-2900 www.GeneralDigital.com

DISPLAY KIT SR/NVIS
6.5" XGA MONITOR W/ BONDED TOUCH SCREEN

CAGE CODE	DWG. NO.	REV
B 1JA77	450-034-97	A

CONNECTOR J4 - POWER IN		
JST/S8B-PH-SM4-TB(LF)(SN) (MATES WITH JST/PHR-8)		
PIN	DESCRIPTION	NOTES
1, 2, 3, 4	V _{in}	+9 - 16VDC
5, 6, 7, 8	GND	

CONNECTOR J8 - USB INPUT (TOUCH)	
USB 5-PIN MINI B	
PIN	DESCRIPTION
1	VCC
2	D-
3	D+
4	N/C
5	GND

CONNECTOR J10 - BACKLIGHT CONTROL		
JST/S7B-PH-SM4-TB(LF)(SN) (MATES WITH JST/PHR-7)		
PIN	DESCRIPTION	NOTES
1	A _{in}	BRIGHTNESS CONTROL
2	RESERVED	
3	ENABLE	+5VDC - ENABLED, 0VDC - DISABLED
4	RESERVED	
5	GND	
6	RESERVED	
7	GND	

LVDS CONNECTOR
FOR PIN-OUT, REFERENCE DISPLAY DATA SHEET FOR NL10276BC13-01C.

THIS DOCUMENT CONTAINS PROPRIETARY INFORMATION OF GENERAL DIGITAL AND IS NOT TO BE DISCLOSED, REPRODUCED OR PUBLISHED WITHOUT WRITTEN CONSENT FROM GENERAL DIGITAL. THIS DOCUMENT MUST BE RENDERED ILLEGIBLE WHEN BEING DISCARDED. © COPYRIGHT 2014. ALL RIGHTS RESERVED.

UNLESS OTHERWISE SPECIFIED DIMENSIONS ARE IN INCHES
 TOLERANCES ARE:
 FRACTIONS DECIMALS ANGLES
 ±1/32 .X ±.050 ±0° 30'
 .XX ±.031
 .XXX±.020

CONNECTOR CHART		
DESIGNATION	FUNCTION	TYPE

MECHANICAL OUTLINE ONLY. SPECIFICATIONS SUBJECT TO CHANGE WITHOUT NOTICE. U.O.S. ALL DIMENSIONS ARE IN INCHES.	
APPROVALS	DATE
DRAWN G.L.	09-Sep-14
CHECKED J.H.	
APPROVED K.H.	
DO NOT SCALE DRAWING	



DISPLAY KIT SR/NVIS
6.5" XGA MONITOR W/ BONDED TOUCH SCREEN

B	CAGE CODE	DWG. NO.	REV
	1JA77	450-034-97	A