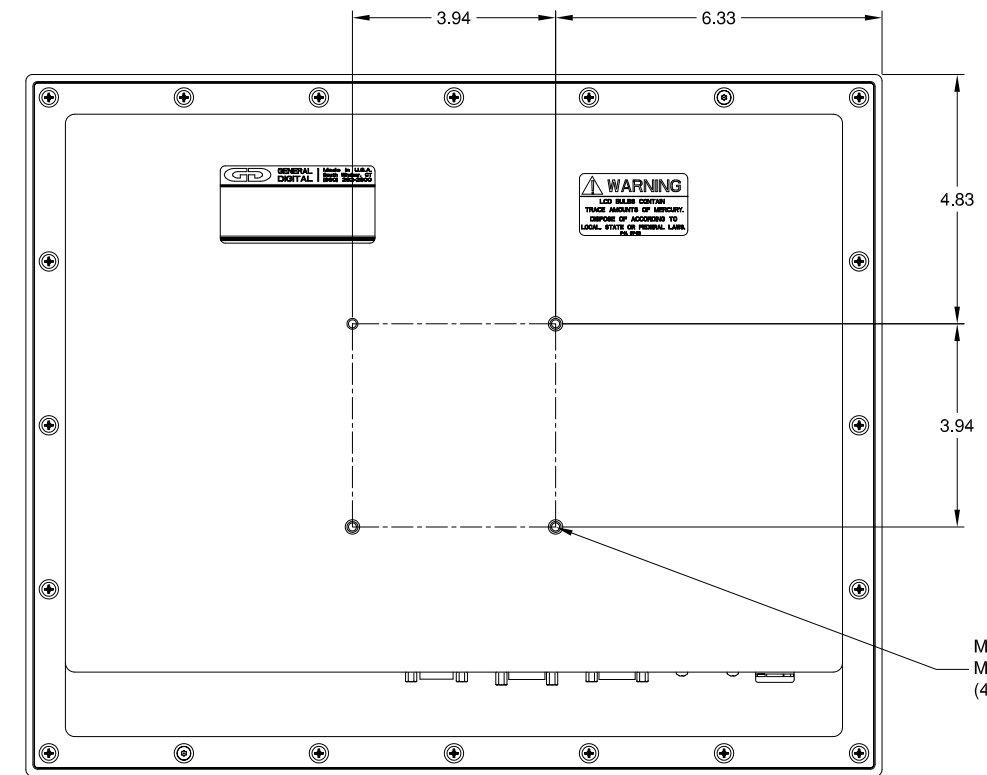
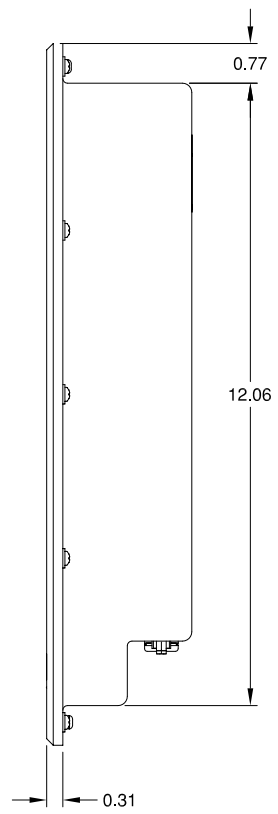
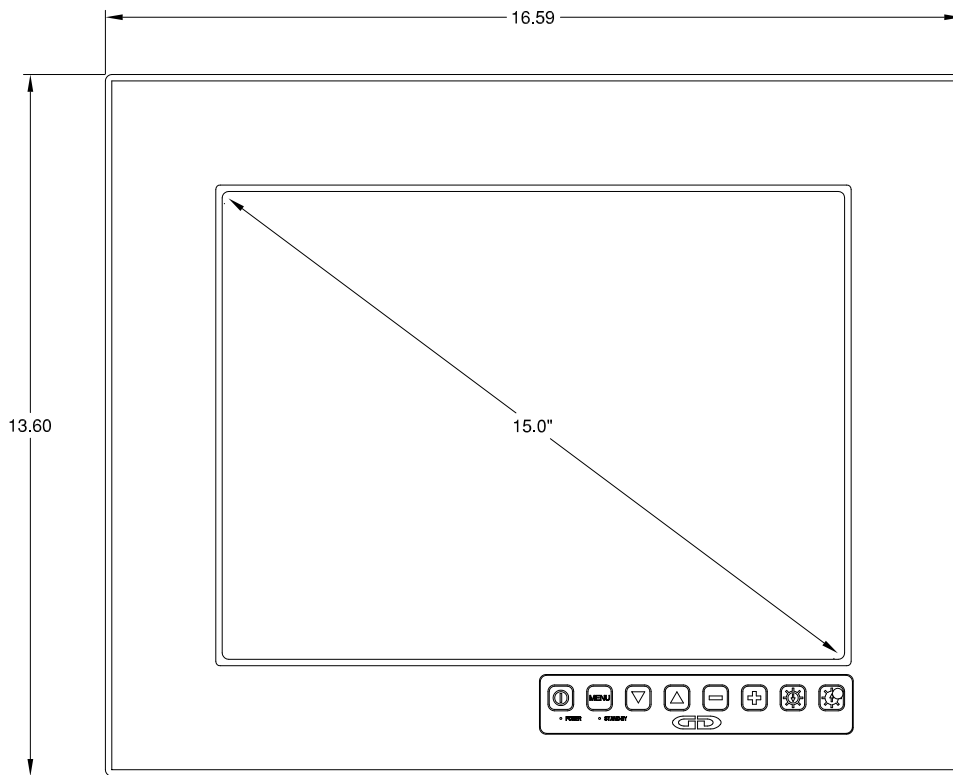
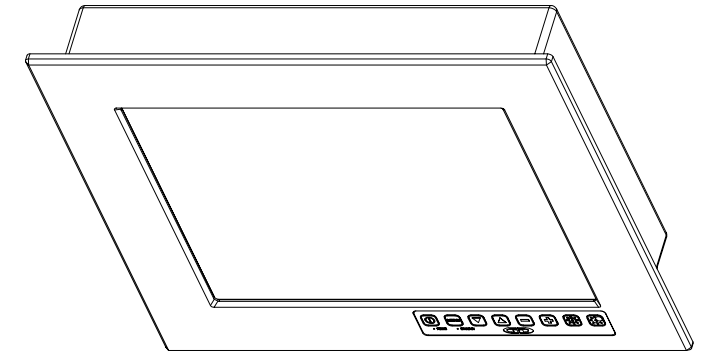
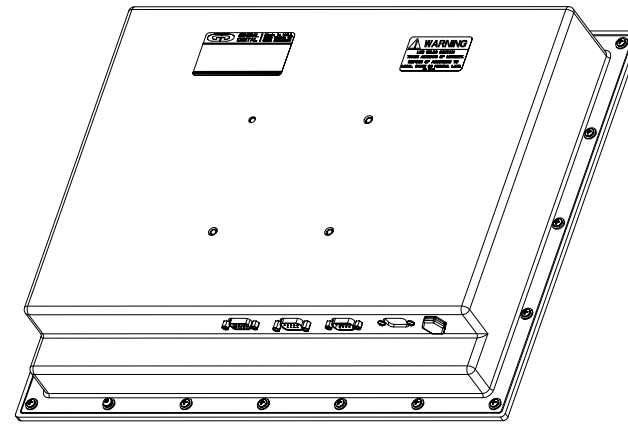
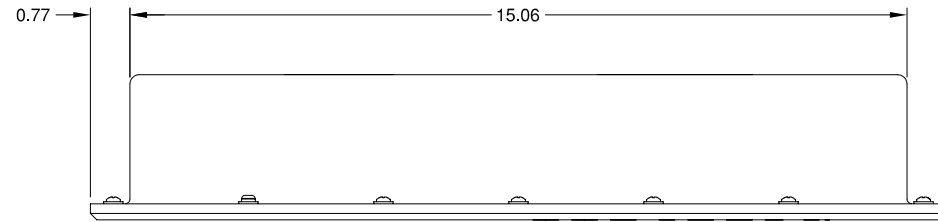
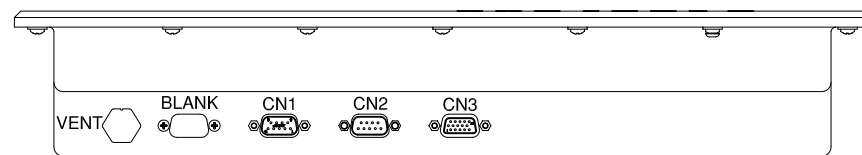


BS-15X-403-dd-00-15-gg-hijj



MOUNTING HOLES
M4 x 6.35mm DEEP
(4) PLCS.



THIS DOCUMENT CONTAINS PROPRIETARY INFORMATION OF GENERAL DIGITAL AND IS NOT TO BE DISCLOSED, REPRODUCED OR PUBLISHED WITHOUT WRITTEN CONSENT FROM GENERAL DIGITAL. THIS DOCUMENT MUST BE RENDERED ILLEGIBLE WHEN BEING DISCARDED. © COPYRIGHT 2008. ALL RIGHTS RESERVED.

UNLESS OTHERWISE SPECIFIED DIMENSIONS ARE IN INCHES TOLERANCES ARE:
FRACTIONS DECIMALS ANGLES
±1/32 .X ±.050 ±0° 30'
.XX ±.031
.XXX±.020

CONNECTOR CHART

DESIGNATION	FUNCTION	TYPE
CN1	+12 VDC INPUT	DE-9S
CN2	NTSC VIDEO INPUT	DE-9S
CN3	ANALOG VIDEO INPUT	DE-15S

MECHANICAL OUTLINE ONLY. SPECIFICATIONS SUBJECT TO CHANGE WITHOUT NOTICE. U.O.S. ALL DIMENSIONS ARE IN INCHES.

APPROVALS		DATE
DRAWN	F.L.A.	1-23-07
CHECKED	T.R.	1-23-08
APPROVED	B.G.	1-23-08

DO NOT SCALE DRAWING



The Innovators of Flat Panel Technology
8 Nutmeg Road South, South Windsor, CT 06074
(860) 282-2900 www.GeneralDigital.com

SEALED STAND-ALONE MONITOR
15" VGA FLAT PANEL MONITOR

B	CAGE CODE	DWG. NO.	REV
	1JA77	07-25	-

REV	DATE	ECN	DESCRIPTION	BY