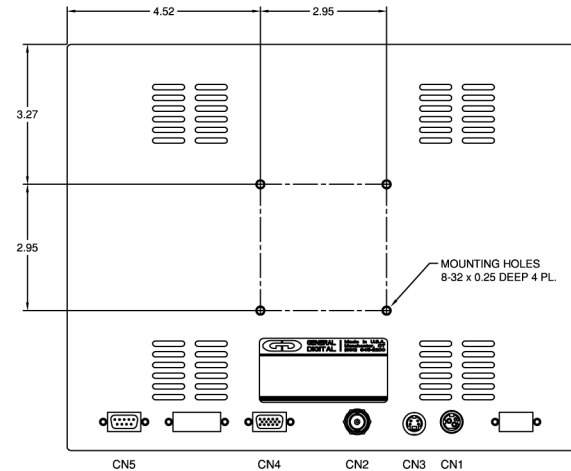

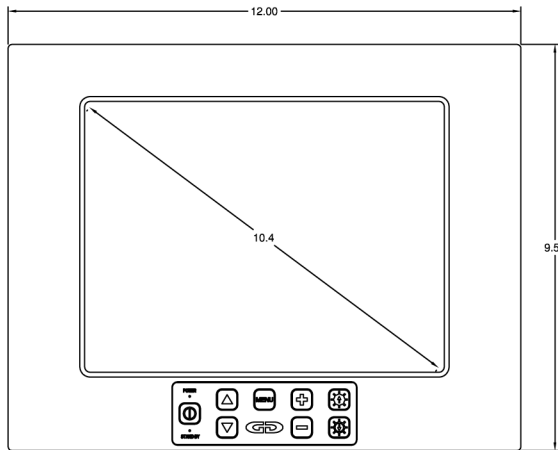
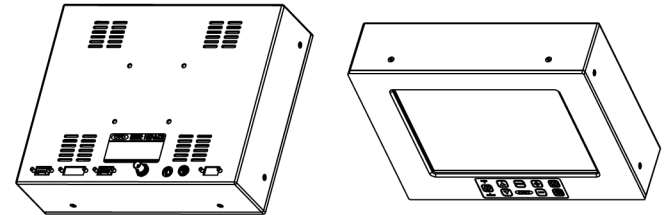
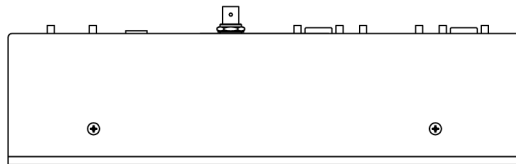


THIS DOCUMENT CONTAINS PROPRIETARY INFORMATION OF GENERAL DIGITAL AND IS NOT TO BE DISCLOSED, REPRODUCED OR PUBLISHED WITHOUT WRITTEN CONSENT FROM GENERAL DIGITAL. THIS DOCUMENT MUST BE RENDERED ILLEGIBLE WHEN BEING DISCARDED. © COPYRIGHT 2002. ALL RIGHTS RESERVED.

GD-10V-200-dd-00-01-gg-0092



CONNECTOR CHART			MECHANICAL OUTLINE ONLY SPECIFICATIONS SUBJECT TO CHANGE WITHOUT NOTICE	
DESIGNATION	FUNCTION	TYPE	APPROVALS	DATE
CN1	+12 VDC INPUT	3-PIN KYCON	DRAWN C.P.	03-0ct-02
CN2	COMPOSITE VIDEO INPUT (opt)	BNC STYLE		
CN3	S-VIDEO INPUT (opt)	4-PIN MINI DIN	CHECKED T.R.	03-0ct-02
CN4	ANALOG VIDEO INPUT	DE-15-S	APPROVED B.G.	03-0ct-02
CN5	SERIAL INPUT (opt)	DE-9-P	DO NOT SCALE DRAWING	

GD GENERAL DIGITAL <i>The Innovators of Flat Panel Displays and Systems</i> 8 Nutmeg Road South, South Windsor, CT. 06074 (860) 282-2900 www.GenDig.com			
RGB INDUSTRIAL 10.4" VGA FLAT PANEL MONITOR			
B	CAGE CODE 1JA77	DWG. NO. 01-13	REV B