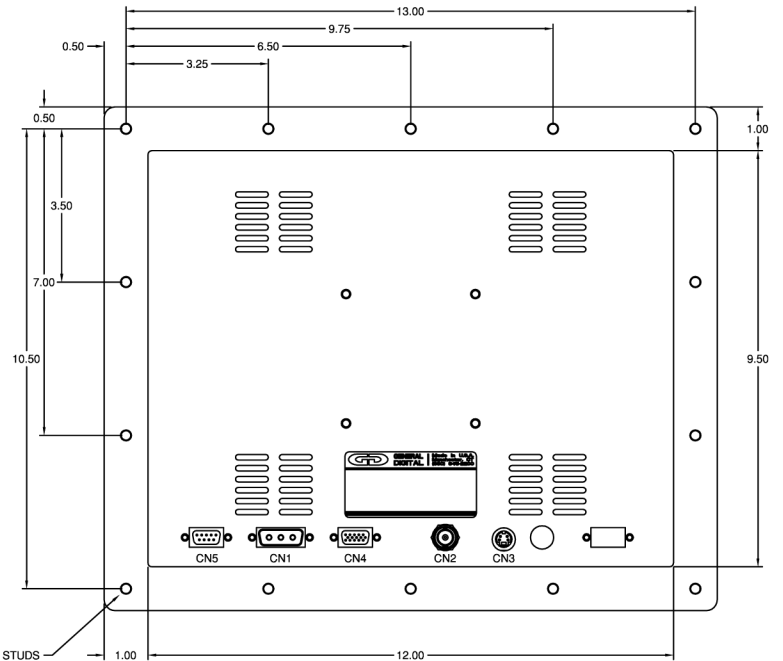
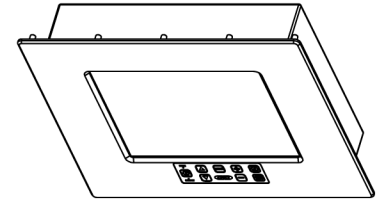
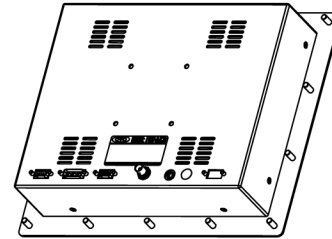
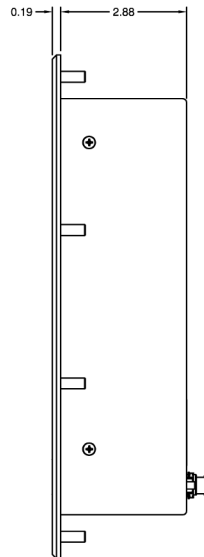
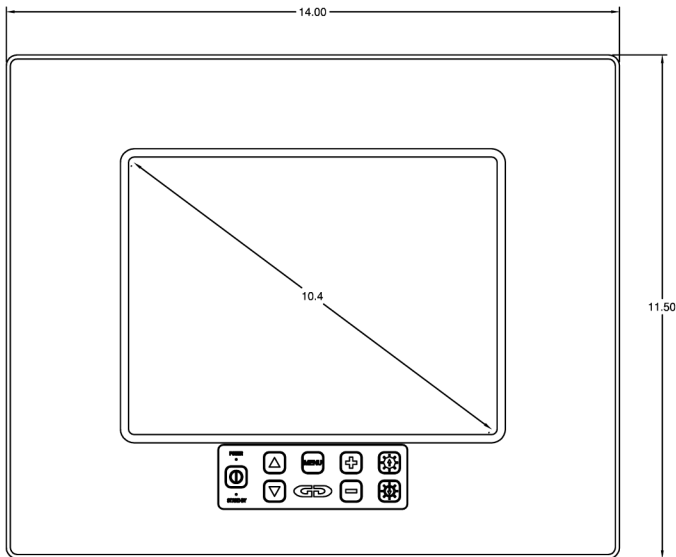
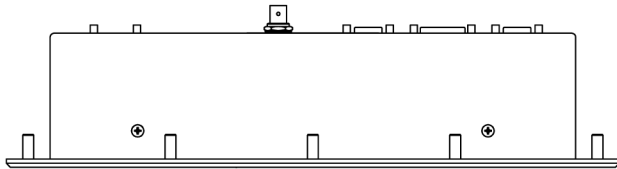


THIS DOCUMENT CONTAINS PROPRIETARY INFORMATION OF GENERAL DIGITAL AND IS NOT TO BE DISCLOSED, REPRODUCED OR PUBLISHED WITHOUT WRITTEN CONSENT FROM GENERAL DIGITAL. THIS DOCUMENT MUST BE RENDERED ILLEGIBLE WHEN BEING DISCARDED. © COPYRIGHT 2002. ALL RIGHTS RESERVED.

SPM-10V-920-dd-00-01-gg-0092



MOUNTING STUDS
1/4-20 x 0.562 LONG
14 PLCS.

CONNECTOR CHART			MECHANICAL OUTLINE ONLY SPECIFICATIONS SUBJECT TO CHANGE WITHOUT NOTICE	
DESIGNATION	FUNCTION	TYPE	APPROVALS	DATE
CN1	+12 VDC INPUT	DA-3W3-P	DRAWN	03-0ct-02
CN2	COMPOSITE VIDEO INPUT (opt)	BNC STYLE	CHECKED	03-0ct-02
CN3	S-VIDEO INPUT (opt)	4-PIN MINI DIN	T.R.	03-0ct-02
CN4	ANALOG VIDEO INPUT	DE-15-S	APPROVED	03-0ct-02
CN5	SERIAL INPUT (opt)	DE-9-P	B.G.	03-0ct-02

B	CAGE CODE	DWG. NO.	REV
	1JA77	02-40	-

GD GENERAL DIGITAL
The Innovators of Flat Panel Displays and Systems
8 Nutmeg Road South, South Windsor, CT. 06074
(860) 282-2900 www.GenDigi.com

RGB INDUSTRIAL PANEL MOUNT S/R
10.4" VGA FLAT PANEL MONITOR