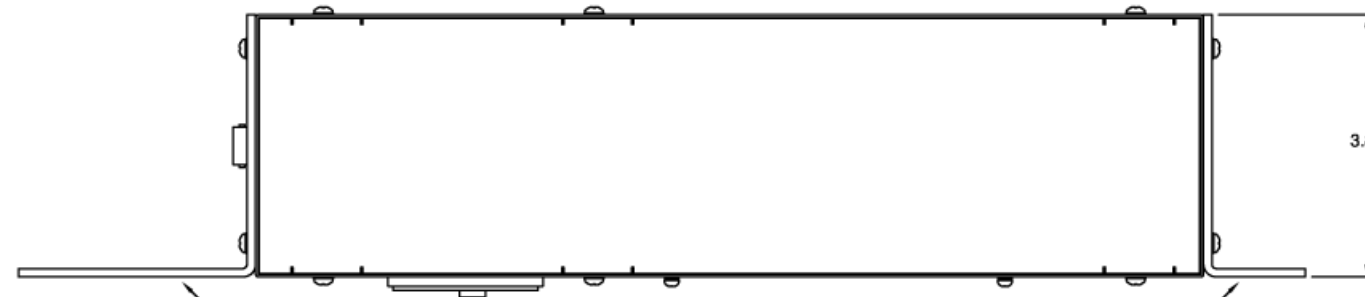
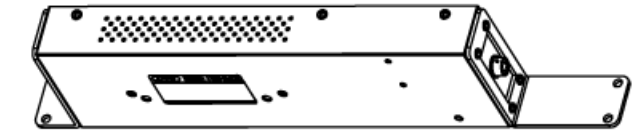
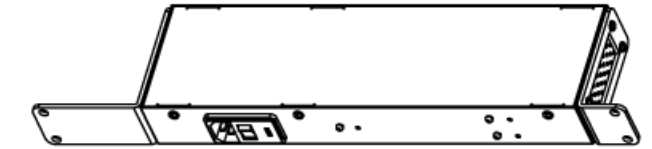
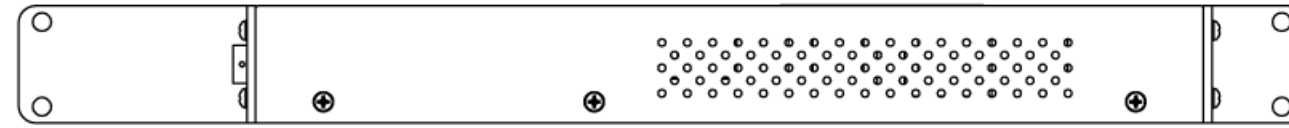
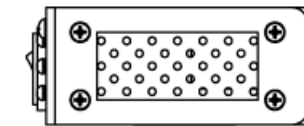
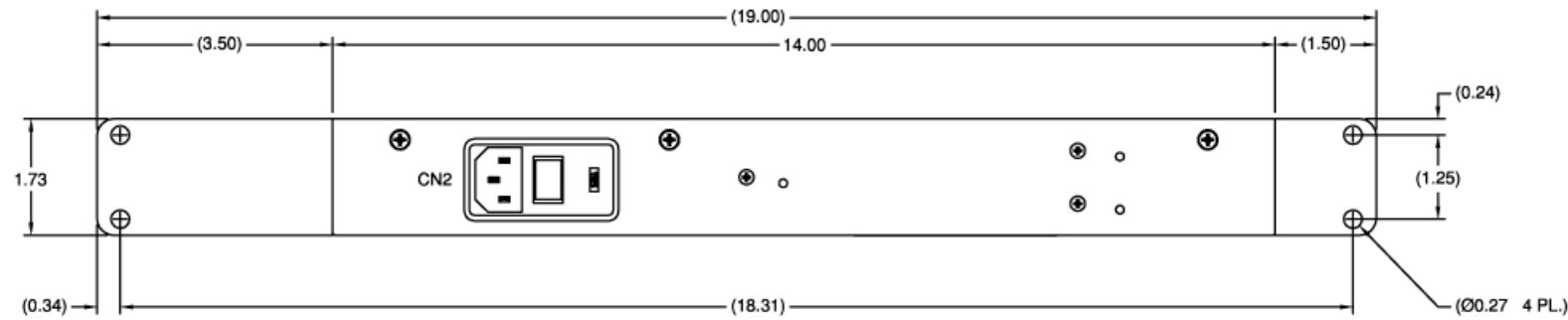



THIS DOCUMENT CONTAINS PROPRIETARY INFORMATION OF GENERAL DIGITAL AND IS NOT TO BE DISCLOSED, REPRODUCED OR PUBLISHED WITHOUT WRITTEN CONSENT FROM GENERAL DIGITAL. THIS DOCUMENT MUST BE RENDERED ILLEGIBLE WHEN BEING DISCARDED. © COPYRIGHT 2002. ALL RIGHTS RESERVED.

90-173



THIS POWER SUPPLY IS SHOWN WITH THE OPTIONAL 19" 1U RACK MOUNT KIT INSTALLED



NOTE: DIMENSIONS IN PARENTHESIS REPRESENT THE 19" RACK MOUNT KIT WHEN INSTALLED ON THE POWER SUPPLY.

CONNECTOR CHART			MECHANICAL OUTLINE ONLY SPECIFICATIONS SUBJECT TO CHANGE WITHOUT NOTICE	
DESIGNATION	FUNCTION	TYPE	APPROVALS	DATE
CN1	+12 VDC INPUT	3-PIN KYCON		
CN2	AC INPUT	IEC-320		
			DRAWN	
			C.P.	12-Aug-02
			CHECKED	
			T.R.	12-Aug-02
			APPROVED	
			B.G.	12-Aug-02
DO NOT SCALE DRAWING				

GD GENERAL DIGITAL

The Innovators of Flat Panel Displays and Systems
8 Nutmeg Road South, South Windsor, CT. 06074
(860) 282-2900 www.GenDig.com

POWER SUPPLY - 75W
19" RACK MOUNTABLE

B

CAGE CODE
1JA77

DWG. NO.
02-33

REV
-