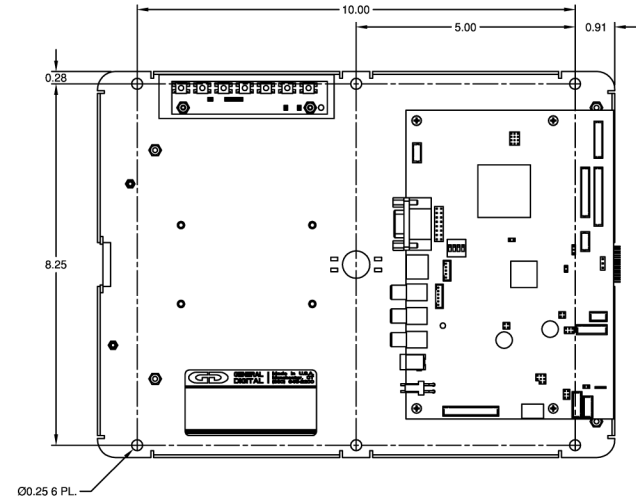
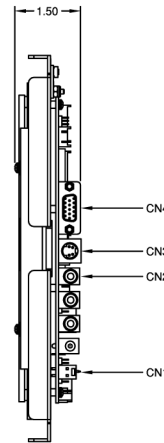
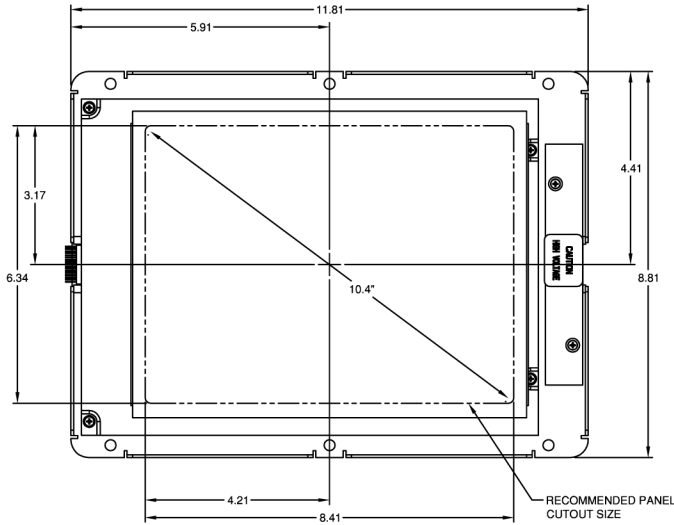
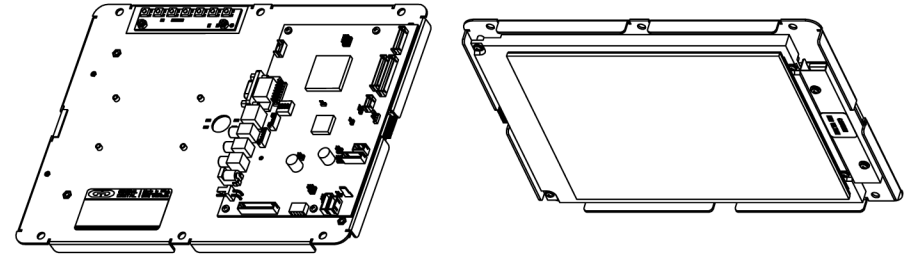
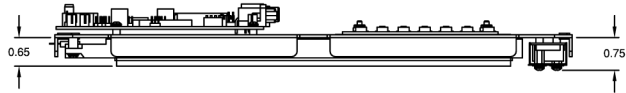


THIS DOCUMENT CONTAINS PROPRIETARY INFORMATION OF GENERAL DIGITAL AND IS NOT TO BE DISCLOSED, REPRODUCED OR PUBLISHED WITHOUT WRITTEN CONSENT FROM GENERAL DIGITAL. THIS DOCUMENT MUST BE RENDERED ILLEGIBLE WHEN BEING DISCARDED. © COPYRIGHT 2005. ALL RIGHTS RESERVED.

DMK-10V-921-08-00-00-02-SA49



CONNECTOR CHART			MECHANICAL OUTLINE ONLY. SPECIFICATIONS SUBJECT TO CHANGE WITHOUT NOTICE. U.O.S. ALL DIMENSIONS ARE IN INCHES.		
DESIGNATION	FUNCTION	TYPE	APPROVALS	DATE	
CN1	+12 VDC INPUT	0.156" SPACE 1 x 2 HEADER	DRAWN	C.P.	02-May-05
CN2	COMPOSITE VIDEO INPUT	RCA STYLE	CHECKED	T.R.	02-May-05
CN3	S-VIDEO INPUT	4-PIN MINI DIN	APPROVED	B.G.	02-May-05
CN4	ANALOG VIDEO INPUT	DE-15-S	DO NOT SCALE DRAWING		

GD GENERAL DIGITAL
The Innovators of Flat Panel Technology
 8 Nutmeg Road South, South Windsor, CT 06074
 (860) 282-2900 www.GeneralDigital.com

MONITOR KIT
 10.4" VGA FLAT PANEL MONITOR

B	CAGE CODE	DWG. NO.	REV
	1JA77	05-20	-