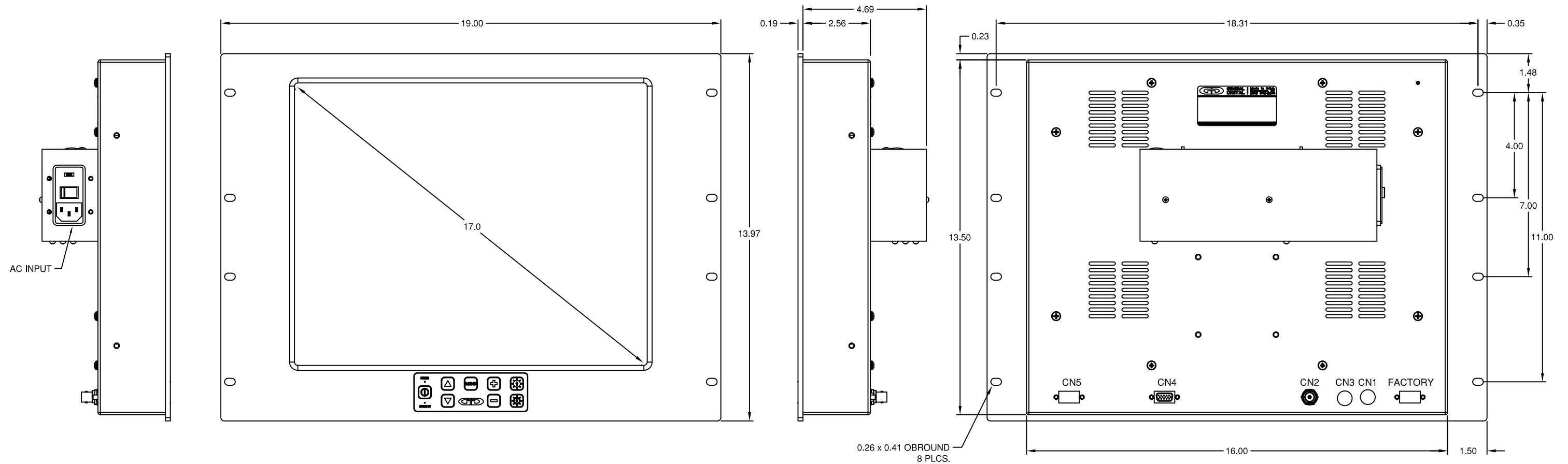
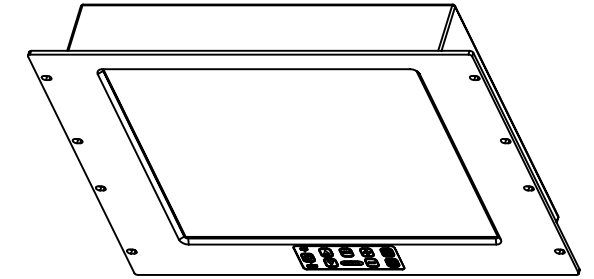
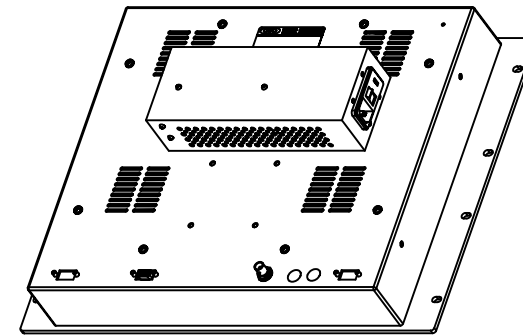
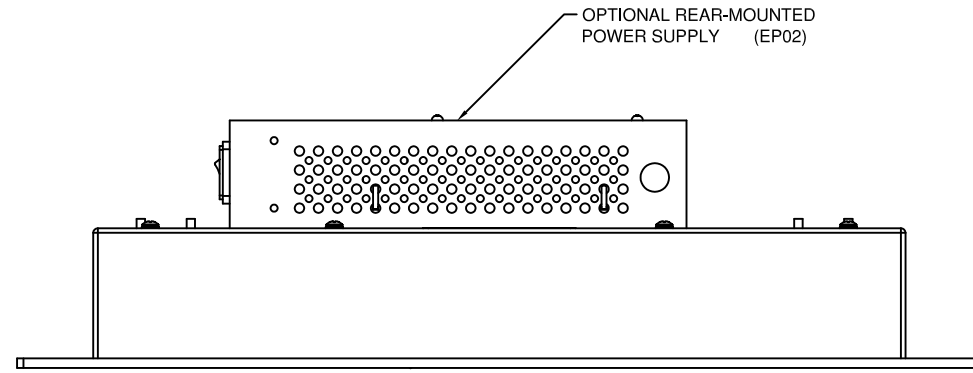


THIS DOCUMENT CONTAINS PROPRIETARY INFORMATION OF GENERAL DIGITAL AND IS NOT TO BE DISCLOSED, REPRODUCED OR PUBLISHED WITHOUT WRITTEN CONSENT FROM GENERAL DIGITAL. THIS DOCUMENT MUST BE RENDERED ILLEGIBLE WHEN BEING DISCARDED. © COPYRIGHT 2003. ALL RIGHTS RESERVED.

# CMR-17W-505-dd-00-01-gg-hP02



CONNECTOR CHART			MECHANICAL OUTLINE ONLY. SPECIFICATIONS SUBJECT TO CHANGE WITHOUT NOTICE. U.O.S. ALL DIMENSIONS ARE IN INCHES.	
DESIGNATION	FUNCTION	TYPE	APPROVALS	DATE
CN1	+12 VDC INPUT	3-PIN KYCON	DRAWN	22-Oct-03
CN2	COMPOSITE VIDEO INPUT	BNC STYLE	C.P.	22-Oct-03
CN3	S-VIDEO INPUT	4-PIN MINI DIN	T.R.	22-Oct-03
CN4	ANALOG VIDEO INPUT	DE-15-S	APPROVED	22-Oct-03
CN5	SERIAL INPUT (OPTIONAL)	DE-9-P	B.G.	22-Oct-03
DO NOT SCALE DRAWING				

**GD GENERAL DIGITAL**  
*The Innovators of Flat Panel Technology*  
 8 Nutmeg Road South, South Windsor, CT 06074  
 (860) 282-2900 www.GeneralDigital.com

**RACK MOUNT MONITOR KIT**  
**17.0" SXGA FLAT PANEL MONITOR**

B	CAGE CODE	DWG. NO.	REV
	1JA77	03-22	-