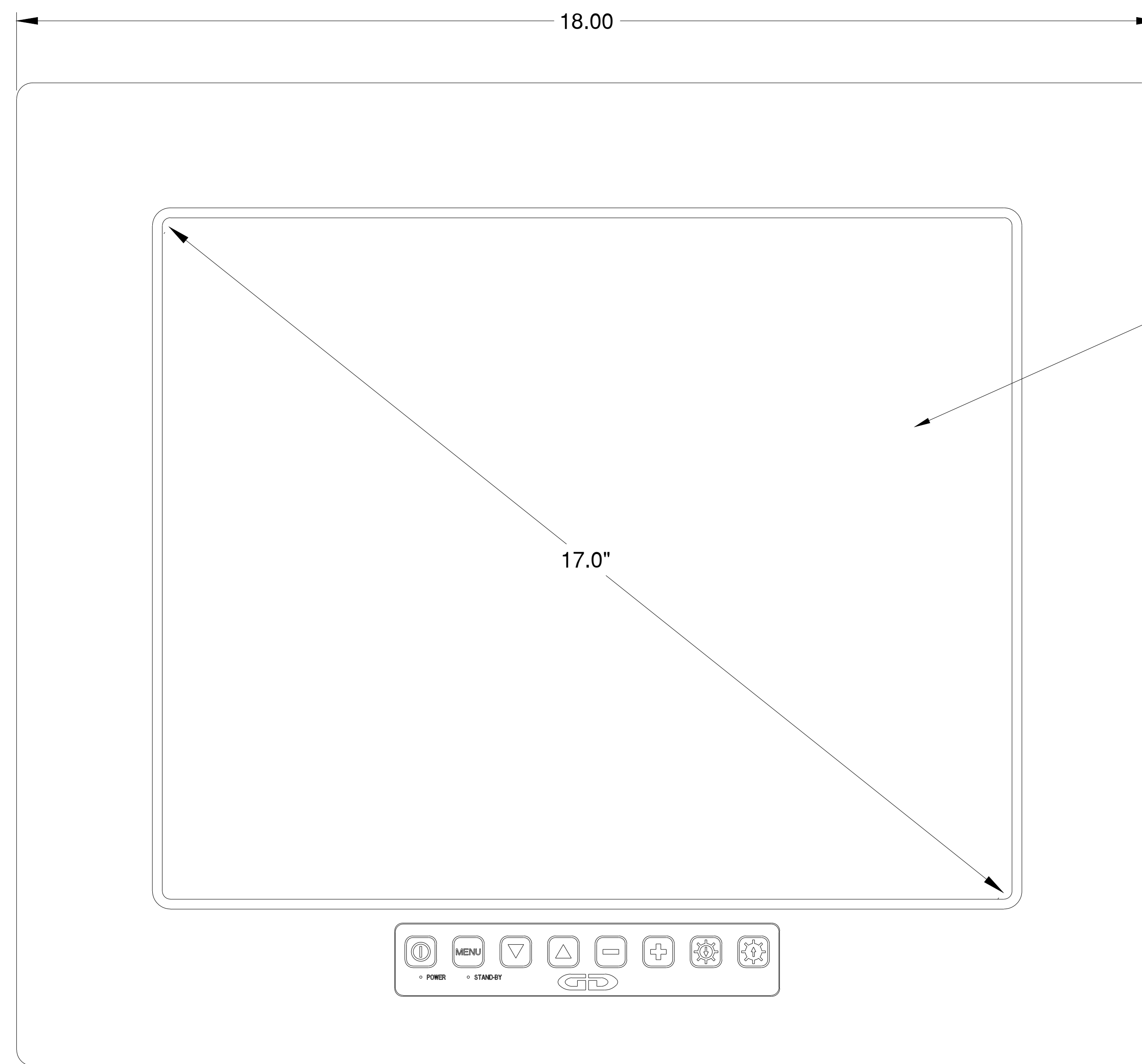
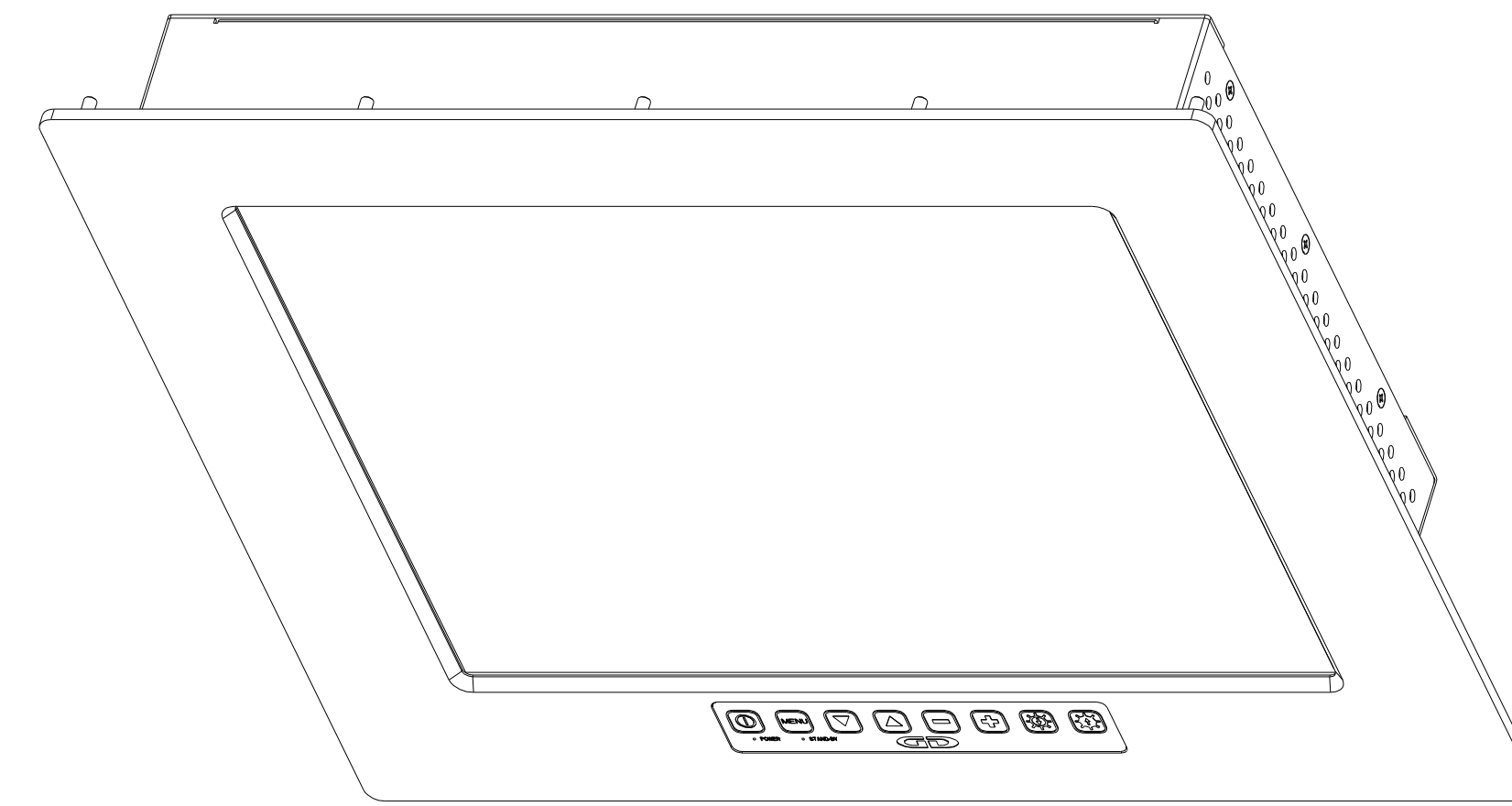
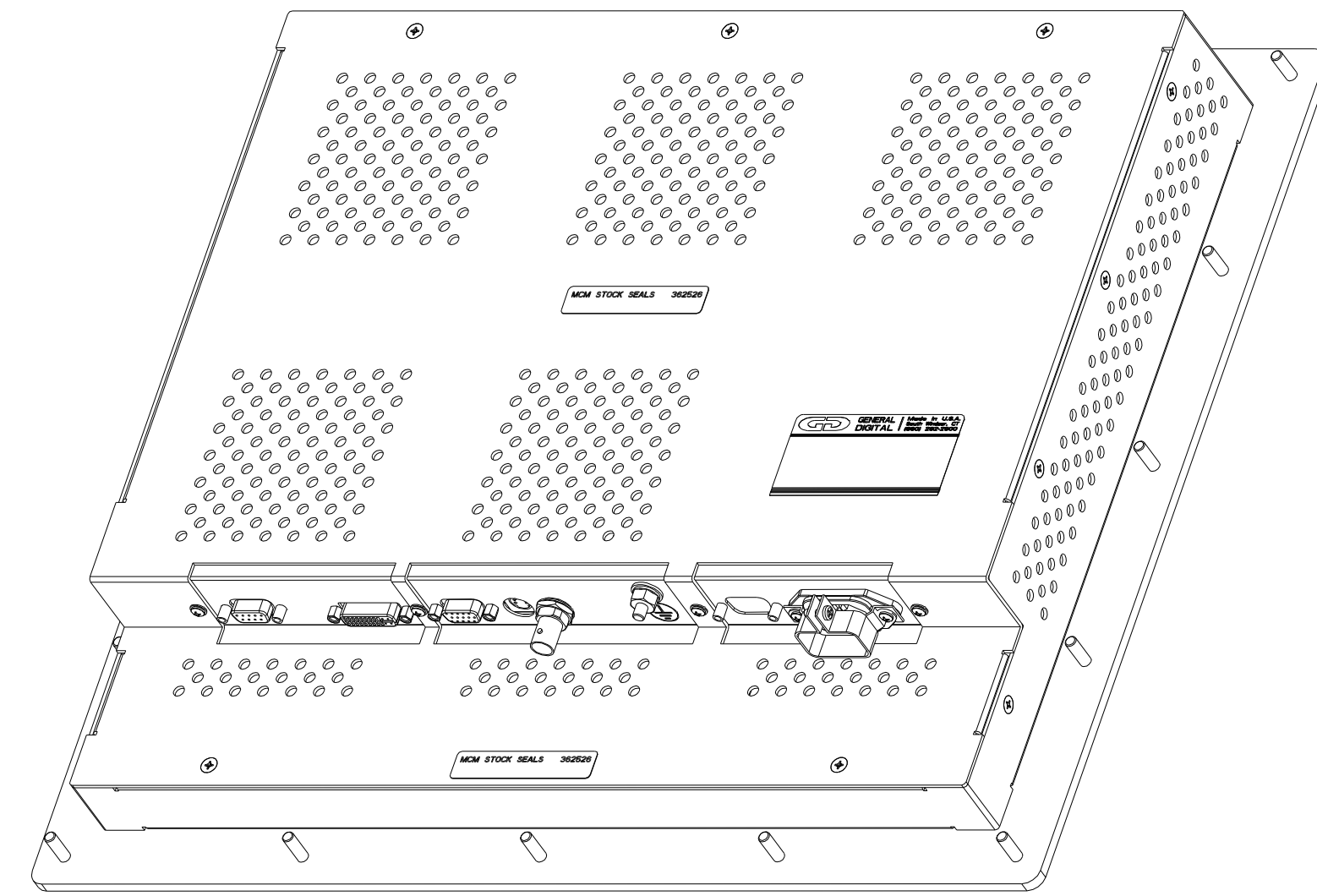



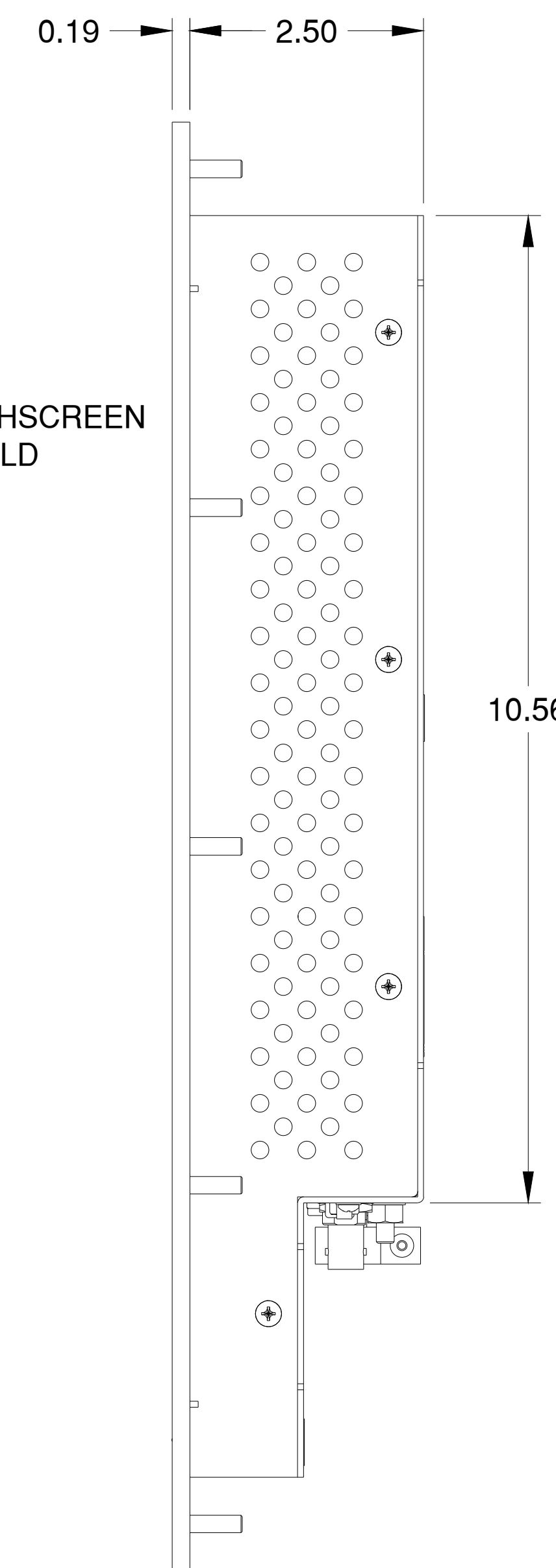
(X) OPTION	UNIT DESCRIPTION
-	SABER PANELMOUNT
S	SABER PANELMOUNT SOLAR
SN	SABER PANELMOUNT SOLAR/NVIS
D	SABER PANELMOUNT DAYLIGHT READABLE

(X)PA-17W-cccc-107-00-25-gg-IP17-135

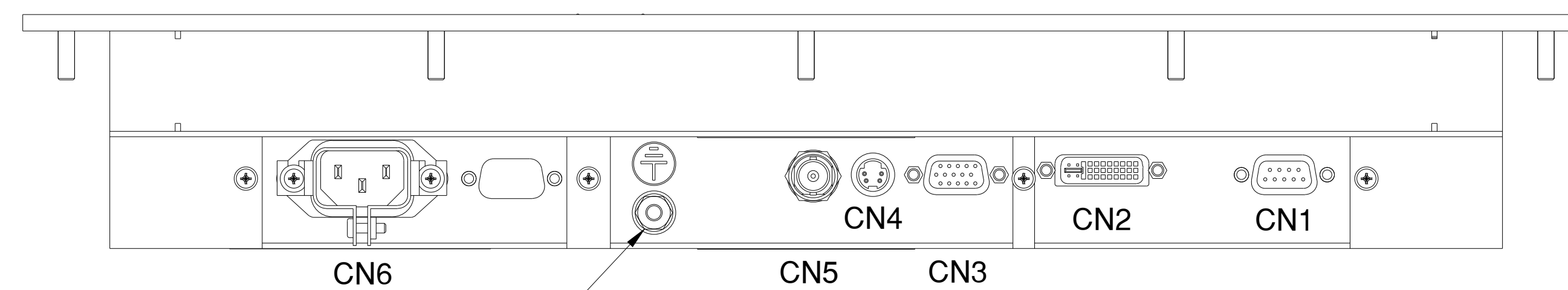
OPERATING TEMPERATURE RANGE: -25° - +50° C



5-WIRE RESISTIVE TOUCHSCREEN  
w/13.5 Ω/SQ ITO EMI SHIELD



MOUNTING STUDS  
10-32 x 0.56" LONG (X16)



GROUND STUD  
10-32 x 0.50" LONG

THIS DOCUMENT CONTAINS PROPRIETARY INFORMATION OF GENERAL DIGITAL AND IS NOT TO BE DISCLOSED, REPRODUCED OR PUBLISHED WITHOUT WRITTEN CONSENT FROM GENERAL DIGITAL. THIS DOCUMENT MUST BE RENDERED ILLEGIBLE WHEN BEING DISCARDED. © COPYRIGHT 2012. ALL RIGHTS RESERVED.

UNLESS OTHERWISE SPECIFIED DIMENSIONS ARE IN INCHES  
TOLERANCES ARE:  
FRACTIONS DECIMALS ANGLES  
±1/32 .X ±.050 ±0° 30'  
.XX ±.031  
.XXX±.020

CONNECTOR CHART

DESIGNATION	FUNCTION	TYPE
CN1	TOUCH (RS-232)	DE-9-S
CN2	DVI-D INPUT	DVI-D
CN3	ANALOG VIDEO INPUT	DE-15-S
CN4	S-VIDEO INPUT	4-PIN MINI DIN
CN5	COMPOSITE VIDEO INPUT	BNC STYLE
CN6	AC INPUT	IEC-320

MECHANICAL OUTLINE ONLY. SPECIFICATIONS SUBJECT TO CHANGE WITHOUT NOTICE. U.O.S. ALL DIMENSIONS ARE IN INCHES.

APPROVALS		DATE
DRAWN	C.P.	28-Mar-12
CHECKED	T.R.	28-Mar-12
APPROVED	B.G.	28-Mar-12

DO NOT SCALE DRAWING



The Innovators of Flat Panel Technology  
8 Nutmeg Road South, South Windsor, CT 06074  
(860) 282-2900 www.GeneralDigital.com

SABER PANELMOUNT  
17.0" SXGA MONITOR

REV	DATE	ECN	DESCRIPTION	BY
B	08-Jul-14	-	ADDED DISPLAY OPTIONS TABLE	GL
A	19-Apr-12	-	CHANGED OVERLAY IN MODEL NUMBER TO -65-	CP

<b>B</b>	CAGE CODE	DWG. NO.	REV
	1JA77	12-15	B