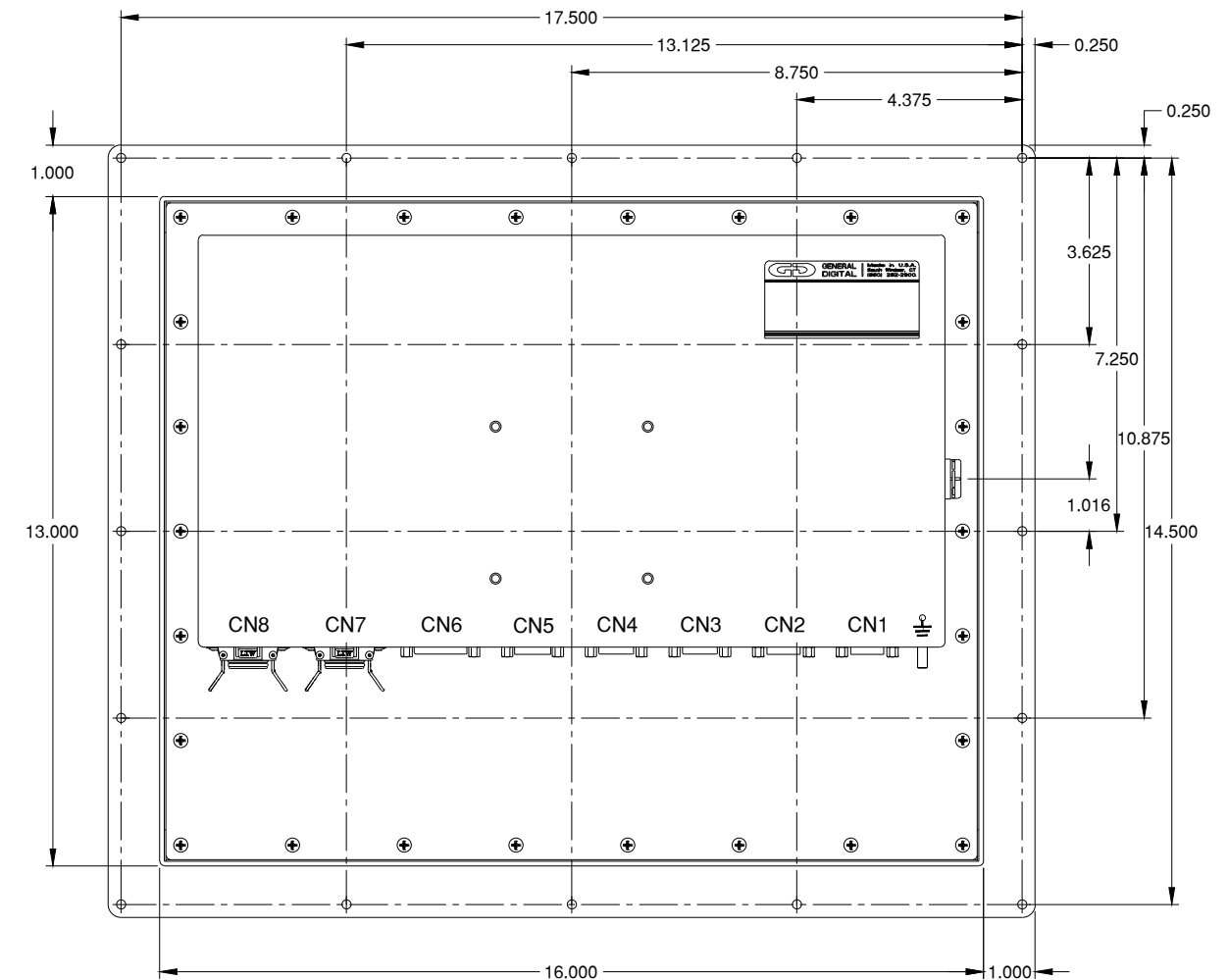
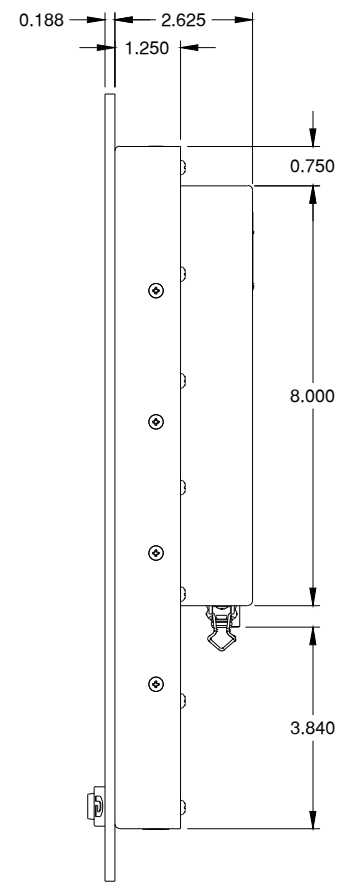
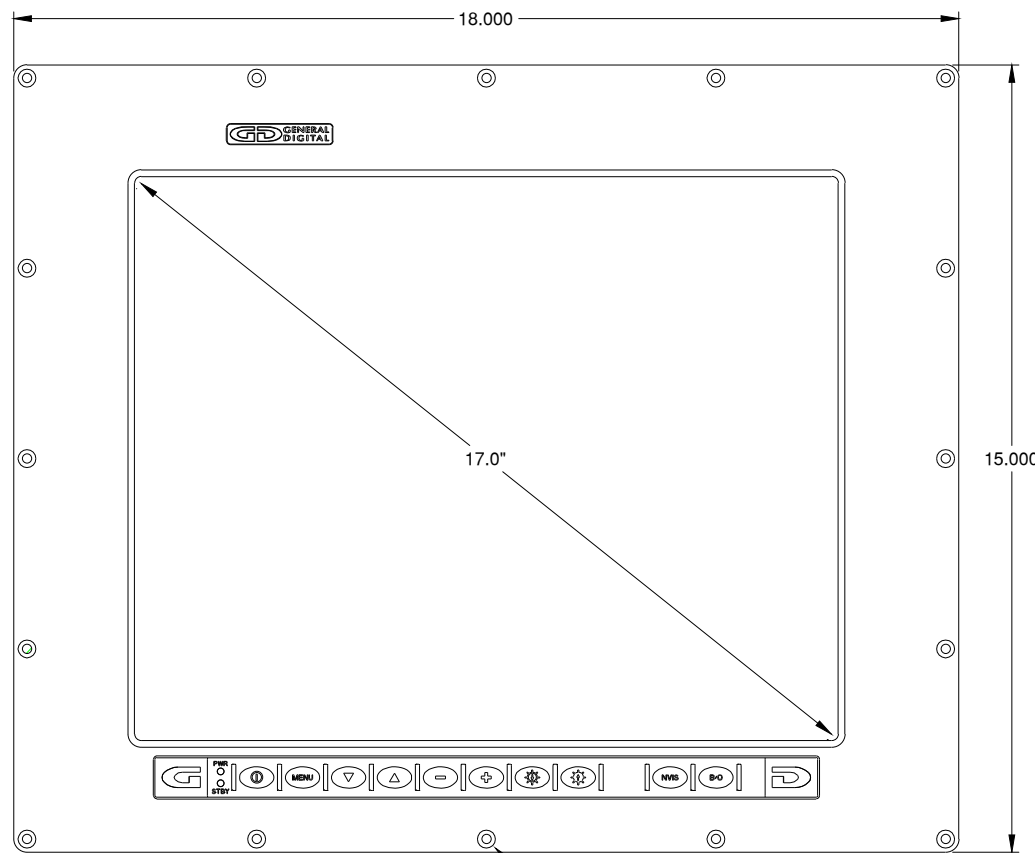
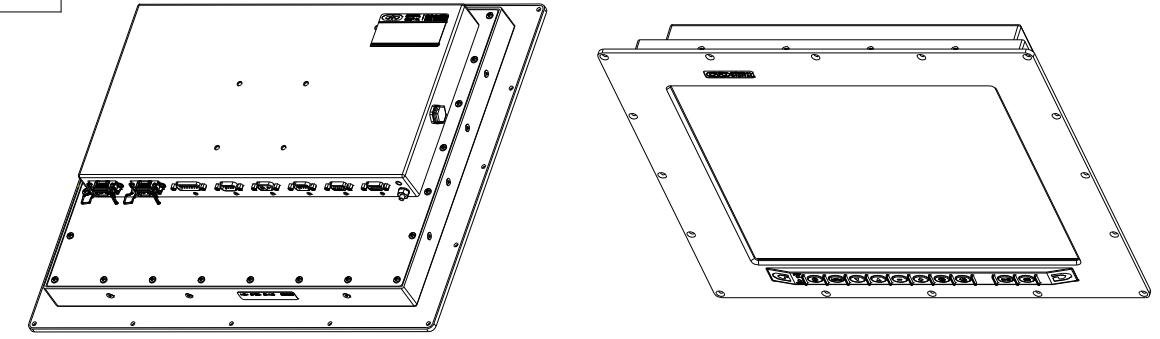
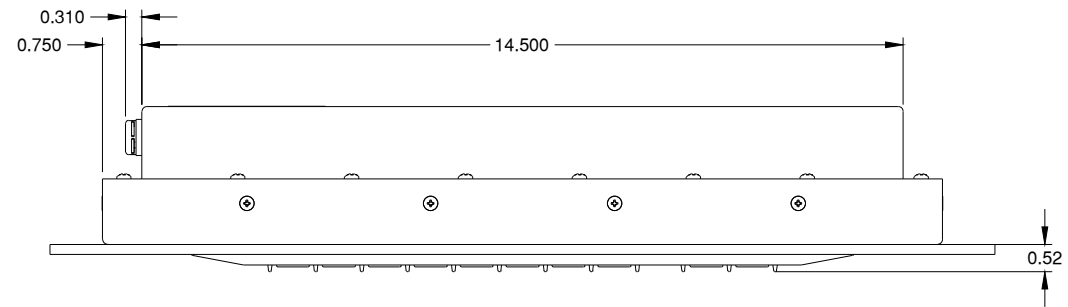
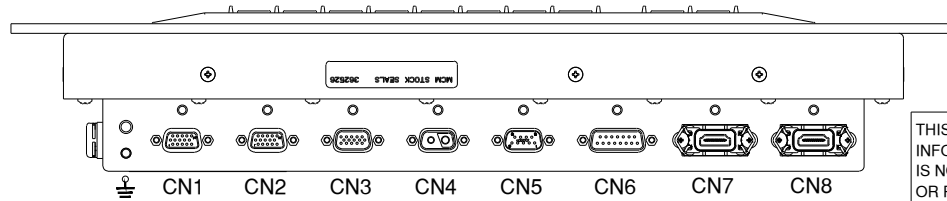


(X) OPTION	UNIT DESCRIPTION
-	BARRACUDA PANEL MOUNT
S	BARRACUDA PANEL MOUNT SOLAR
SN	BARRACUDA PANEL MOUNT SOLAR/NVIS
D	BARRACUDA PANEL MOUNT DAYLIGHT READABLE

(X)BP-17W-cccc-108-00-31-gg-ID52-153



Ø 0.177 THRU, COUNTERSINK
Ø 0.332 X 82° (X16)



THIS DOCUMENT CONTAINS PROPRIETARY INFORMATION OF GENERAL DIGITAL AND IS NOT TO BE DISCLOSED, REPRODUCED OR PUBLISHED WITHOUT WRITTEN CONSENT FROM GENERAL DIGITAL. THIS DOCUMENT MUST BE RENDERED ILLEGIBLE WHEN BEING DISCARDED. ©COPYRIGHT 2013. ALL RIGHTS RESERVED.

UNLESS OTHERWISE SPECIFIED DIMENSIONS ARE IN INCHES
TOLERANCES ARE:
FRACTIONS DECIMALS ANGLES
±1/32 .X ±.050 ±0° 30'
.XX ±.031
.XXX±.020

CONNECTOR CHART		
DESIGNATION	FUNCTION	TYPE
CN1	ANALOG VIDEO INPUT	DE-15-S
CN2	ANALOG VIDEO INPUT	DE-15-S
CN3	COMPOSITE VIDEO INPUT (X4)	DE-15-P
CN4	+24VDC INPUT	DE-2W2-P
CN5	SERIAL MAINTENANCE PORT	DE-9-P
CN6	I/O PORT/USB	DA-15-P
CN7	HDMI	HDMI
CN8	HDMI	HDMI

MECHANICAL OUTLINE ONLY. SPECIFICATIONS SUBJECT TO CHANGE WITHOUT NOTICE. U.O.S. ALL DIMENSIONS ARE IN INCHES.	
APPROVALS	DATE
DRAWN G.L.	28-Mar-14
CHECKED K.H.	
APPROVED B.G.	
DO NOT SCALE DRAWING	

BARRACUDA PANEL MOUNT 17.0" SXGA MONITOR			
CAGE CODE	DWG. NO.	REV	
1JA77	14-37	A	

REV	DATE	ECN	DESCRIPTION	BY
A	21-May-14	-	ADDED DISPLAY OPTIONS TABLE	GL