

CUSTOMER APPROVAL

COMPANY

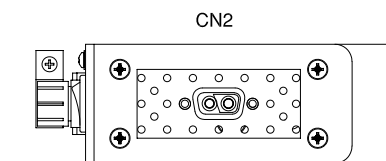
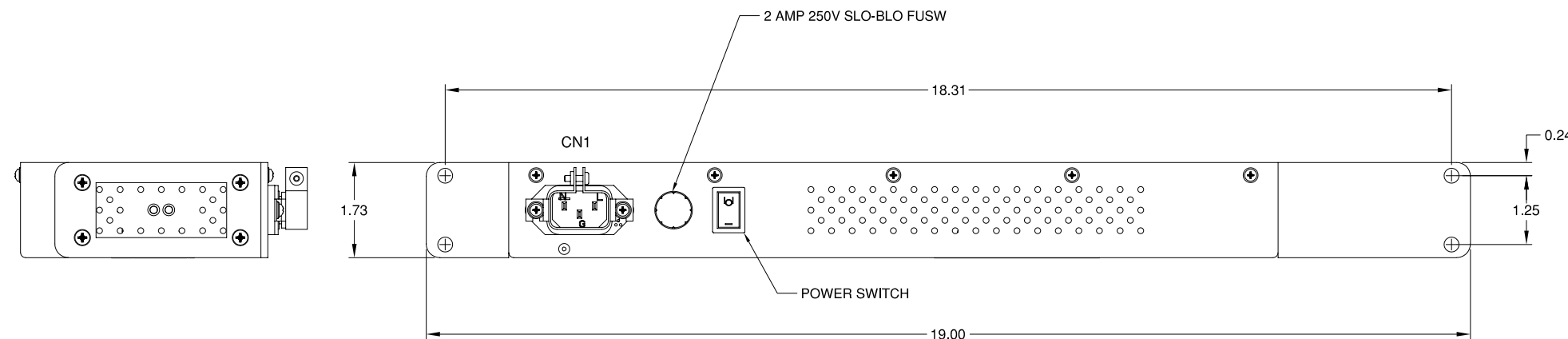
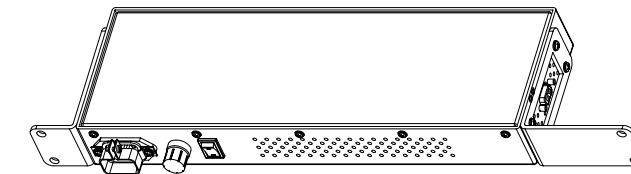
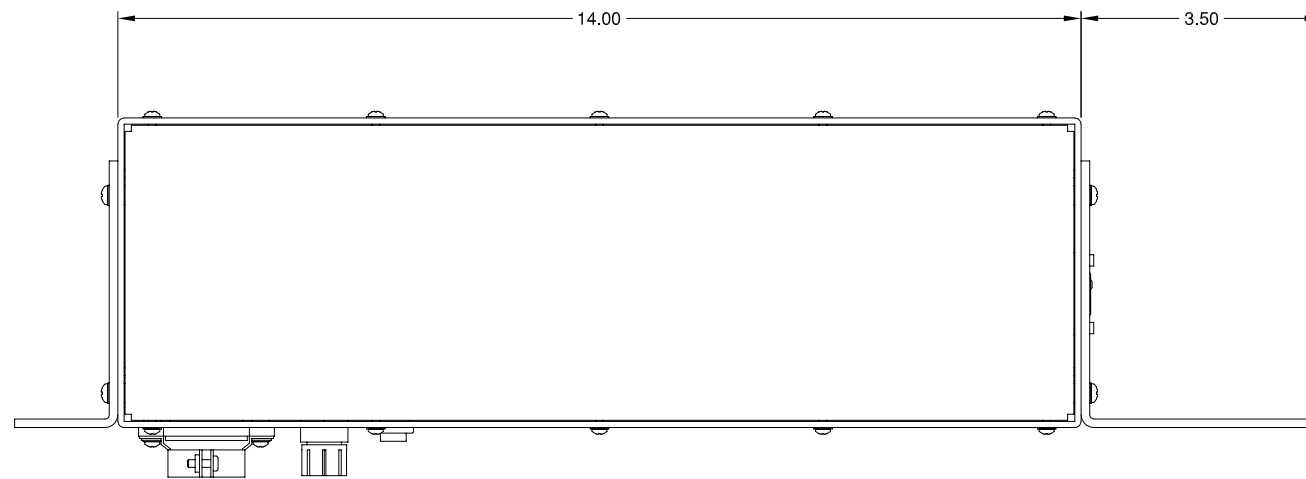
NAME (PRINT)

DATE

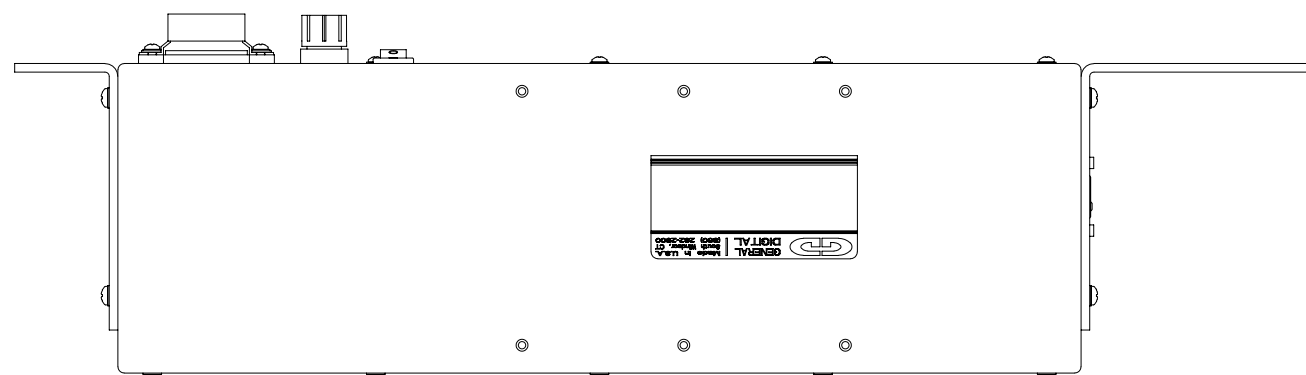
SIGNATURE

1105-074-97

90-1105-074



CN2 - POWER OUTPUT	
DA-2W2-S	
PIN #	SIGNAL NAME
1	+24 VDC
2	GND



POWER SUPPLY		
INPUT VOLTAGE	90 - 264	VAC
OUTPUT VOLTAGE	+24	VDC
MAX POWER	250	WATTS
ENVIRONMENTAL		
OPERATING TEMPERATURE	-40 - +60	°C
STORAGE TEMPERATURE	-40 - +85	°C
HUMIDITY	0 - 90 (NON-CONDENSING)	% RH
EMI	DESIGNED TO COMPLY MIL-STD 461F	

ACCESSORIES:
300-010-008 - 1U MOUNTING BRACKET KIT
38-502 - POWER CABLE

THIS DOCUMENT CONTAINS PROPRIETARY INFORMATION OF GENERAL DIGITAL AND IS NOT TO BE DISCLOSED, REPRODUCED OR PUBLISHED WITHOUT WRITTEN CONSENT FROM GENERAL DIGITAL. THIS DOCUMENT MUST BE RENDERED ILLEGIBLE WHEN BEING DISCARDED. © COPYRIGHT 2019. ALL RIGHTS RESERVED.

UNLESS OTHERWISE SPECIFIED DIMENSIONS ARE IN INCHES
TOLERANCES ARE:
FRACTIONS DECIMALS ANGLES
±1/32 .X ±.050 ±0° 30'
.XX ±.031
.XXX±.020

CONNECTOR CHART

DESIGNATION	FUNCTION	TYPE
CN1	INPUT POWER CONNECTOR	IEC-320
CN2	OUTPUT POWER CONNECTOR	DE-2W2-S

MECHANICAL OUTLINE ONLY. SPECIFICATIONS SUBJECT TO CHANGE WITHOUT NOTICE. U.O.S. ALL DIMENSIONS ARE IN INCHES.

APPROVALS		DATE
DRAWN	FA	10-May-19
CHECKED	MK	12-June-19
APPROVED		
DO NOT SCALE DRAWING		



8 Nutmeg Road South, South Windsor, CT 06074
(860) 282-2900
www.GeneralDigital.com

Power Supply, 1U Rack Mounted
AC-DC, 250W, External

REV	DATE	ECN	DESCRIPTION	BY
1	12-June-19	E005642	UPDATED TO MATCH CONTROL DRAWING	FA

B	CAGE CODE	DWG. NO.	REV
	1JA77	1105-074-97	1