

GENSTAR™ SERIES

Air Traffic Control Tower Industrial-Grade LCD Monitors

The **GenStar Series** represents the pinnacle of Air Traffic Control monitors. Originally developed in 1998 for the FAA's STARS program, the GenStar has evolved into its current iteration, incorporating the latest technologies and controller requirements.

The GenStar 19.0 (III & IV) models are true drop-in replacements for our existing TDM displays in ATC towers.

With GenStar, the user has total control over system performance. The inclusion of an access display (ADIS) provides users with an intuitive means to configure performance, view status/faults and calibrate/control without having to block flight-critical data on the main display by using the On-Screen Display (OSD).

HDMI, DisplayPort and DVI ports have been added to GenStar IV models, in conjunction with the analog VGA port, to allow additional flexibility in supporting video sources.

GenStar models are offered in two display sizes, at multiple brightness levels, to suit the unique lighting conditions of air traffic control towers.



Every GenStar IV model includes ADIS, a user-programmable Advanced Display Interface System


STANDARD FEATURES

- » 19.0" & 21.3" LCDs
- » Resolutions to QSXGA (2560 x 2048)
- » Sunlight readable levels of brightness and contrast
- » Standalone enclosure mounts via VESA/cradle/pedestal
- » In compliance with:
 - › EN 61000-4-2 (ESD), UL 60950, FCC Class A Cert.
- » GenStar III™ "evolution" includes LED backlights and a field-programmable Intelligent USB/OSD Controller
- » GenStar IV™ completely redesigned:
 - › Advanced Display Interface System for total control
 - › Dual ambient light sensors for optimal brightness level
 - › Internal sensors ensures operation within spec
 - › USB connectivity for flash upgrades/performance data
 - › Intelligent field-replaceable power supply
 - › Field-replaceable cooling fan
 - › VGA, HDMI, DVI-D video inputs
 - › Many more "revolutionary" upgrades

AVAILABLE OPTIONS

- » Panel mount bezel adaptor
- » Slat wall mounting adaptors
- » NVIS-compatible displays in compliance with MIL-STD-3009
- » HD-SDI, DisplayPort inputs
- » BNC (RS-343A) connector board
- » STANAG 3350 A/B/C support
- » Custom video input timing
- » Pass thru "daisy chain" analog video
- » Additional VESA mounting holes
- » Custom enclosure mods and finishes
- » Custom logos/silkscreens
- » Many more

GENSTAR LCD MONITORS



Enhanced Backlight

Genstar models feature either edge-lit or direct-lit backlights. The LED backlights, in conjunction with General Digital's own LED controller, achieve typical display brightness levels from 900 to 1800+ nits, with dimming ratios from 1000:1 to 2000:1. The backlights are controlled via PWM, allowing precise and flicker-free brightness control. The MTBF (half brightness life) of the LEDs exceeds 100,000 hours.



Advanced Display Interface System (ADIS)

The Genstar IV takes user control to the next level through the integration of a separate character display to configure performance, monitor health and control the GenStar IV's behavior. The programmable display/keypad eliminates the OSD, keeping the main screen clear for data. It allows the user to access OSD controls, select preferred auto-dimming algorithm and brightness zones, configure alarm reporting, and more. Passcode access limits advanced settings to authorized technicians only.




Field-Replaceable Power Supply

GenStar IV features a modular field-replaceable 100 watt power supply (FAA-G-2100-H compliant) featuring onboard monitoring of AC/DC power, output current and component temperature. The supply proactively disconnects power from the monitor if voltage or current exceeds its predefined limit, and reports status and failures to the intelligent controller for display through the ADIS. Rear-mounted cooling fans are field accessible for replacement when the user is notified via ADIS.



Ambient Light Sensor

The Genstar IV boasts dual ambient light sensors to ensure that the display stays at the optimal brightness for the user. The sensors are located on either side of the monitor, ensuring that localized shadows will not impact performance. The ambient light sensor control is firmware-based and can be tailored to meet each specific customer's needs. Settings can be changed on the fly through the monitor's ADIS control panel.



Internal Sensors

Internal sensors are monitored by the control circuitry within the Genstar IV to ensure that the monitor operates within its specifications and prevents critical failures. The controller polls thermal/optical sensors, fan speed, the LED controller, video controller, and power supply for operating status. As needed, the controller can take actions such as increasing fan speed, adjusting brightness or notifying the user of potential issues through the User Interface Display (UID).



USB Connectivity

A USB port on the back of the system allows the monitor to be connected to any PC. The connection allows for flash-upgrading of all embedded controller (OSD, Modular Power Supply, Video, LED Backlight, Smart Fan) firmware within the monitor, as well as access to system performance data and user-configurable settings. Monitor performance can be tailored or upgraded in the field without requiring return to the factory.

GENSTAR LCD MONITORS

19" DISPLAY (Inquire about alternate configurations)

Properties	994 Series
Size (diagonal)	19.0"
Viewing Area (W x H)	14.82" x 11.85"
Resolution (pixels)	1280 x 1024
Number of Colors	16.7 Million
LCD Backlight	Enhanced Edge-lit LED
Luminance (0° maximum)	1390 Nits
Contrast (maximum)	993:1
Weber Contrast	9.25
Display Class	5
Response Time (rise/decay)	5 ms (total)
Viewing Angle (horizontal – L/R)	±88°
Viewing Angle (vertical – U/D)	±88°
Shock ²	120 G, 2 ms ½ Sine Wave
Vibration ²	1.0 G (10–300 Hz)
Temperature, Operating	0° to 50°C
Temperature, Storage	-20° to 60°C
Humidity, Operating	5% to 90% RH Non-condensing
Humidity, Storage	5% to 90% RH Non-condensing
Case Dimensions (H x W x D) ³	
GenStar III	17.00" x 19.50" x 6.50"
GenStar IV	17.00" x 19.50" x 4.50"
Construction	5052-H32 Aluminum: 0.090" Enclosure; 0.50" Milled Bezel
Finish	Black Matte Powder Coat and Clear Iridite®
Mounting	VESA Standard, 100 x 100 mm; ¼-20 x 0.31" Deep, 4 Places Rear and 4 Places Each Side
Weight, Operating	23–24 Pounds
Weight, Shipping	35–36 Pounds
Power Input (default)	85–264 Vac, 47–63 Hz



GenStar III 19.0 front and rear views




Screenshot courtesy of Norman Chan/Shutterstock

GENSTAR LCD MONITORS

21" DISPLAY (Inquire about alternate configurations)

Properties	809 Series	858 Series	995 Series	996 Series
Size (diagonal)	21.3"	21.3"	21.3"	21.3"
Viewing Area (W x H)	17.00" x 12.76"	16.63" x 13.30"	17.00" x 12.76"	17.00" x 12.76"
Resolution (pixels)	1600 x 1200	2560 x 2048	1600 x 1200	1600 x 1200
Number of Colors	16.7 Million	1.07 Billion (10-bit)	16.7 Million	16.7 Million
LCD Backlight	OEM LED	OEM Edge-lit LED	Enhanced Edge-lit LED	Enhanced Direct-lit LED
Luminance (0° maximum)	670/900 Nits (min./typ.)	1000 Nits	1200 Nits	1900 Nits
Contrast (maximum)	>100:1	1300:1	>1100:1	>1100:1
Weber Contrast	6.56	N/A	14.61	>13.77
Display Class	5	N/A	>6	>6
Response Time (rise/decay)	20 ms (total)	12/13 ms	20 ms (total)	20 ms (total)
Viewing Angle (horizontal – L/R)	±88°	±88°	±88°	±88°
Viewing Angle (vertical – U/D)	±88°	±88°	±88°	±88°
Shock ²	30 G, 11 ms ½ Sine Wave	30 G, 11 ms ½ Sine Wave	30 G, 11 ms ½ Sine Wave	30 G, 11 ms ½ Sine Wave
Vibration ²	1.2 G (5–100 Hz)	1.2 G (5–100 Hz)	1.2 G (5–100 Hz)	1.2 G (5–100 Hz)
Temperature, Operating	0° to 50°C	0° to 60°C	0° to 50°C	0° to 50°C
Temperature, Storage	-20° to 60°C	-20° to 60°C	-20° to 60°C	-20° to 60°C
Humidity, Operating	5% to 90% RH NC	5% to 90% RH NC	5% to 90% RH NC	5% to 90% RH NC
Humidity, Storage	5% to 90% RH NC	5% to 90% RH NC	5% to 90% RH NC	5% to 90% RH NC
Altitude, Ceiling	16,000 ft.	35,000 ft.	16,000 ft.	16,000 ft.
Case Dimensions (H x W x D) ³				
GenStar III		17.00" x 19.50" x 6.50"		
GenStar IV		17.00" x 19.50" x 4.50"		
Construction	5052-H32 Aluminum: 0.090" Enclosure; 0.50" Milled Bezel			
Finish	Black Matte Powder Coat and Clear Iridite®			
Mounting	VESA Standard, 100 x 100 mm; ¼-20 x 0.31" Deep, 4 Places Rear and 4 Places Each Side			
Weight, Operating	24–25 Pounds			
Weight, Shipping	36–37 Pounds			
Power Input (default)	85–264 Vac, 47–63 Hz			



GenStar IV 19.0 & 21.3 recessed connector panel

GENSTAR LCD MONITORS

VIDEO CONTROLLER⁴

Properties	117	121	125
Maximum Resolution @ Vertical Frequency	1920 x 1200 WUXGA @ 60 Hz	1920 x 1200 WUXGA @ 60 Hz	3840 x 2160 4K UHD @ 30, 60 Hz
Video Inputs Supported ^{5,6}	ARGB, DVI-D, HDMI	ARGB, Composite, DVI-I, S-Video	DisplayPort, DVI-I, HDMI (x3)

VIDEO STANDARDS SUPPORTED⁵

Analog Computer Video	Digital Computer Video	Composite (Live) Video	HD Video
ARGB, RGB, Separate Sync, Composite Sync, Sync-On-Green, DVI-A, RS-343A (Optional), STANAG 3350 A / B / C (Optional)	DVI-D, HDMI	NTSC, PAL, SECAM, RS-170, S-Video, CCTV	HD-SDI, HDMI

CALIBRATION

Properties	117	121	125
Interface	On-screen Displays Navigated by 8-button Membrane Pad	On-screen Displays Navigated by 8-button Membrane Pad	On-screen Displays Navigated by 8-button Membrane Pad
Functions	Brightness, Contrast, Saturation, Backlight Brightness, Input Signal, Aspect Size (Scaling), Image Position (Horizontal & Vertical), Utilities	Brightness, Contrast, Saturation, Hue, Sharpness, Backlight Brightness, Input Signal, Aspect Size (Scaling), Image Position (Horizontal & Vertical), Utilities	Volume, Brightness, Contrast, Saturation, Hue, Sharpness, Backlight Brightness, Display Mode, Input Signal, Aspect Size (Scaling), Information
Advanced	Picture-In-Picture (PIP), PIP Size, PIP Position, PIP Transparency, Auto Picture Setup, Auto Color Gain, Wide Screen Mode Detection, Manual Clock/Phase, Auto Source Seek, Auto Power Off, Video Standard, OSD (Position, Timeout, Language [English, Spanish, French, German, Chinese], Transparency, Display Input), Image Freeze, Image Zoom & Pan, Color Temperature, Hot Keys, Backlight Setup	Picture-In-Picture (PIP), PIP Size, PIP Position, PIP Transparency, Auto Picture Setup, Auto Color Gain, Wide Screen Mode Detection, Manual Clock/Phase, Auto Source Seek, Auto Power Off, Video Standard, OSD (Position, Timeout, Language [English, Spanish, French, German, Chinese], Transparency, Display Input), Image Freeze, Image Zoom & Pan, Color Temperature, Hot Keys, Backlight Setup, Image Orientation (Normal, Horizontal Flip, Vertical Flip, Rotate)	Image Rotate, Color Temperature, Gamma, Color Effect, Color Format, OSD (Position, Timeout, Language, Transparency, Rotate, Border Width, Border Color), Picture-In-Picture (PIP), Picture-By-Picture (PBP)

I/O CONNECTORS

Power (DC)	On/Standby (DC)	Analog Video	Composite Video (Optional)	DisplayPort (Optional)	DVI (Optional)	HDMI (Optional)	Serial/Touch Screen (Optional)	Audio (Optional)
AC Socket (IEC) ⁷	LED on Membrane Pad	High Density 15-pin Socket	BNC Socket	DisplayPort	DVI-D / DVI-I	HDMI, Type A	DE-9, Socket	3.5 mm Headphone Jack

Rear view of GenStar IV 21.3 mounted to pedestal



GENSTAR LCD MONITORS

OPTIONS & ACCESSORIES

General Digital provides an ample selection of options and accessories to complement your LCD monitor. A partial listing of popular choices is provided below. Please visit our Web site for more choices, or inquire with a Sales Engineer to discuss your specific requirements. Note that nearly all options and accessories are ordered separately, at additional cost.

DISPLAY OVERLAY (Popular choices listed—contact General Digital for additional selections)

DO Option No.	Description
63	75% Solar Gray, 72 Gloss Etch, Antireflective Coating (One Side), Bonded to LCD
74 ⁸	Clear Float Glass, 72 Gloss Etch, Antireflective Coating (One Side), Bonded to LCD

POWER SUPPLY⁹ (Popular choices listed—contact General Digital for additional selections)

PS Option No.	Input Voltage Range	Output	Frequency Range	Line Entry Module/Filter	Power Factor Correction
EA25 (Rear Mount)	90–132 & 180–264 Vac	140 W/+12 Vdc	47–63 Hz	Yes	No
EA46 (Rear Mount)	85–264 Vac	140 W/+12 Vdc	47–63 Hz	Yes	Yes

MISCELLANEA

NVIS Compatibility	Night Vision displays in compliance with MIL-STD-3009
Optical Enhancements	Bonding of filter and display using indice-matched optical materials; Brightness- and contrast-enhancing films and laminations
Power Supplies	AC and DC supplies; Various input ranges, input frequencies; Separate or attached; Power Factor Correction; AC and DC power cables
Video Accessories	Video cables; Signal extenders; Picture-In-Picture (PIP); Picture-By-Picture (PBP); NTSC PAL SECAM RS-170 S-Video DisplayPort DVI-D HD-SDI SD-SDI HDMI HD Component Support
Remote Control	IR or Serial calibration/control interface
Customization	Custom mechanical and electrical modifications; Custom finishing; Custom software and performance modifications; Private labeling



Rear view of GenStar IV 21.3 mounted to cradle

GENSTAR LCD MONITORS



GenStar IV key features

FOOTNOTES

- 1 Available on GenStar IV 19.0 only.
- 2 Shock and Vibration data reflect parameters for baseline industrial monitors. Military-grade monitors could sustain even greater shock and vibration levels. Please inquire with a Sales Engineer for more information.
- 3 Standard base enclosure dimensions listed. For a control drawing with complete dimensions, please contact a Sales Engineer.
- 4 Maximum video resolution listed. Speak with a Sales Engineer for a complete list of available resolutions.
- 5 Primary video inputs listed. Speak with a Sales Engineer about other video modes supported.
- 6 Although the video controllers can support multiple video inputs, space limitations may prevent access to certain connectors or routing of certain cables. Discuss your requirements with a Sales Engineer to devise a configuration that best suits your needs.
- 7 Default connector; specific configuration may require a different connector type.
- 8 Default overlay for all models.
- 9 Includes 6'7" AC power cable.



60 Prestige Park Road

East Hartford, Connecticut 06108

Phone 860.282.2900 | Toll-Free 800.952.2535

E-mail gdc_info@generaldigital.com



General Digital is an SBA Small Business Concern.

The appearance of U.S. Department of Defense (DoD) visual information does not imply or constitute DoD endorsement.

Information contained in this document is proprietary to General Digital Corporation and is current as of publication date. This document may not be modified in any way without the express written consent of General Digital. Product processing does not necessarily include testing of all parameters. General Digital reserves the right to change the configuration and performance of the product and to discontinue product at any time.

© 2022 General Digital Corporation

All product names are trademarks of their respective companies. 999-0903-051r3

Screenshot courtesy of Petrovich12/Adobe-Stock