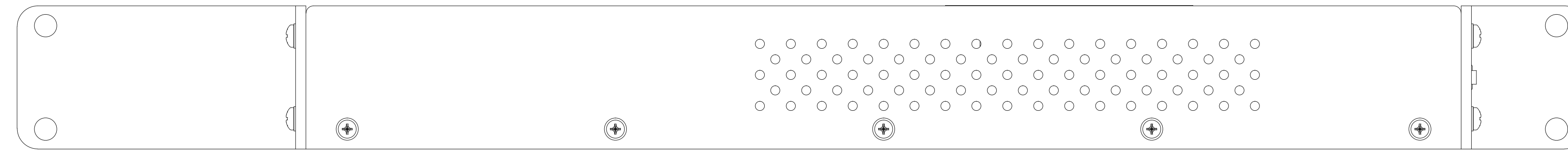


CUSTOMER APPROVAL

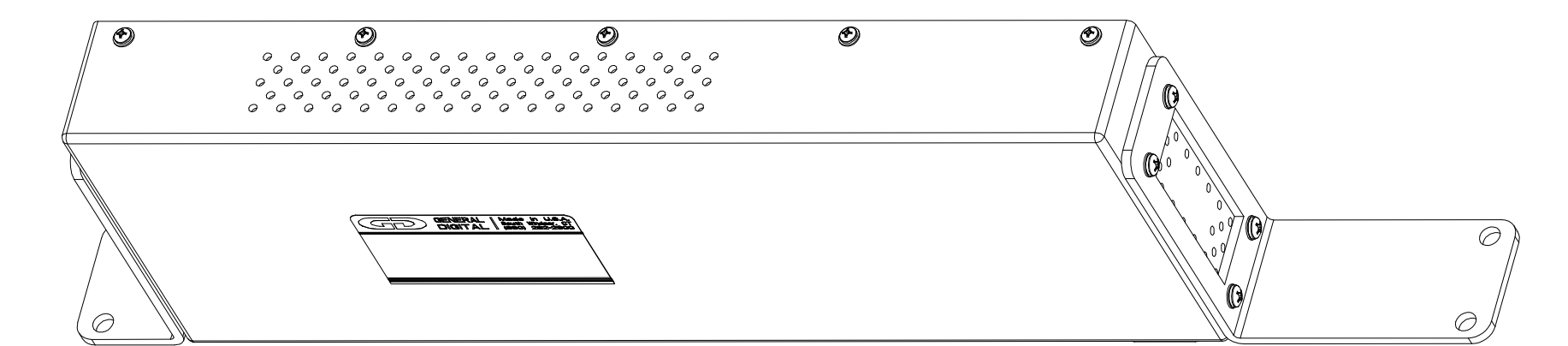
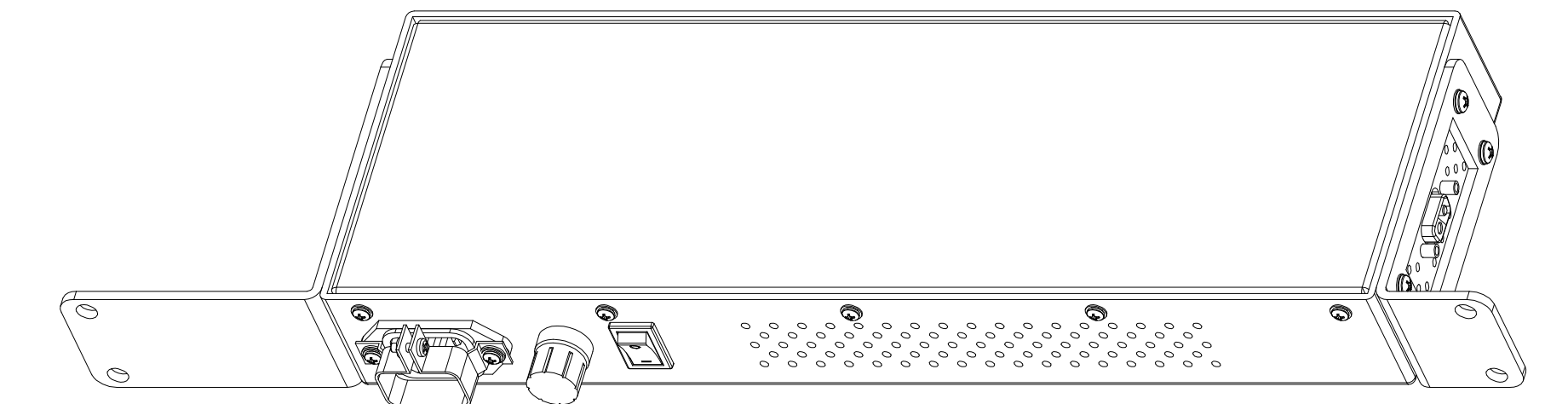
COMPANY	NAME (PRINT)
DATE	SIGNATURE

90-1105-069



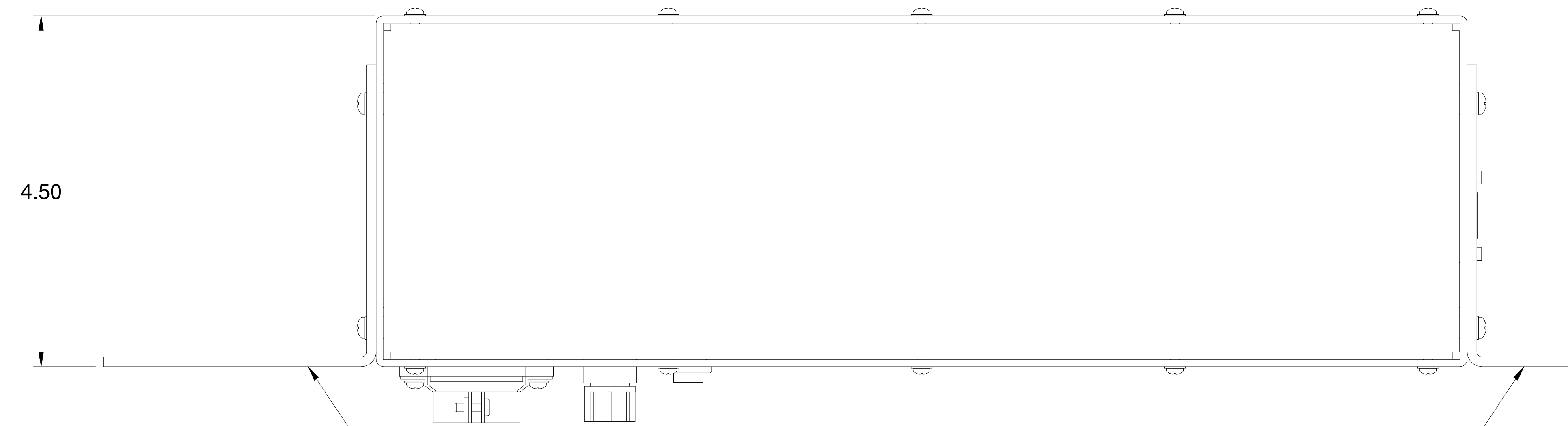
ACCESSORIES

- 38-502: AC LINE CORD, 6 FT. 7 IN.
- 300-010-008: 1U POWER SUPPLY MOUNTING BRACKET KIT
- 200-003-058: DC POWER CABLE, DE-2W2-S → DE-2W2-P, 6 FT.



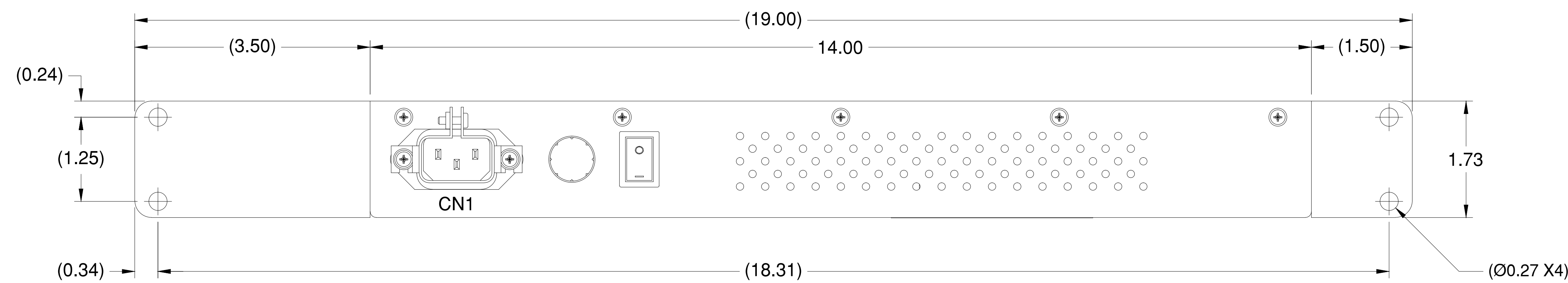
Power Supply Characteristics		
Input (CN1)	AC Voltage (VAC)	90 – 264
Output (CN2)	DC Voltage (VDC)	+24
	Current (A)	10.4
Environmental	Storage Temperature (°C)	-40 – 85
	Operating Temperature (°C)	-40 – 60
	EMI	MIL-STD-461*

*Designed to Comply

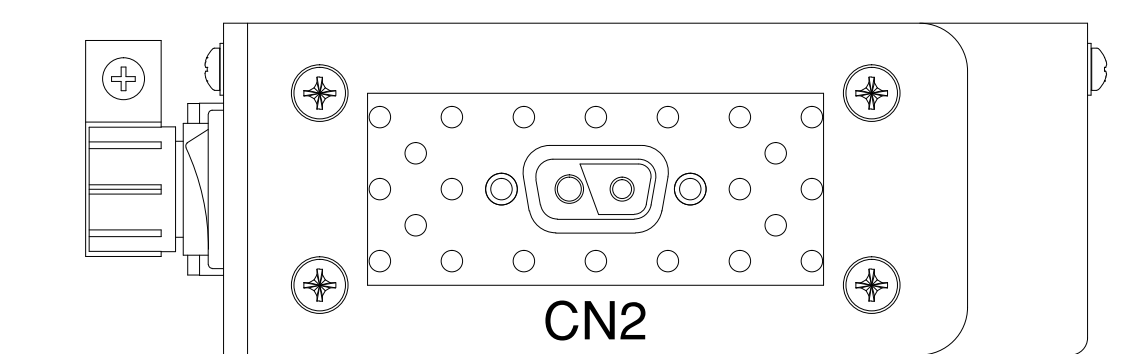
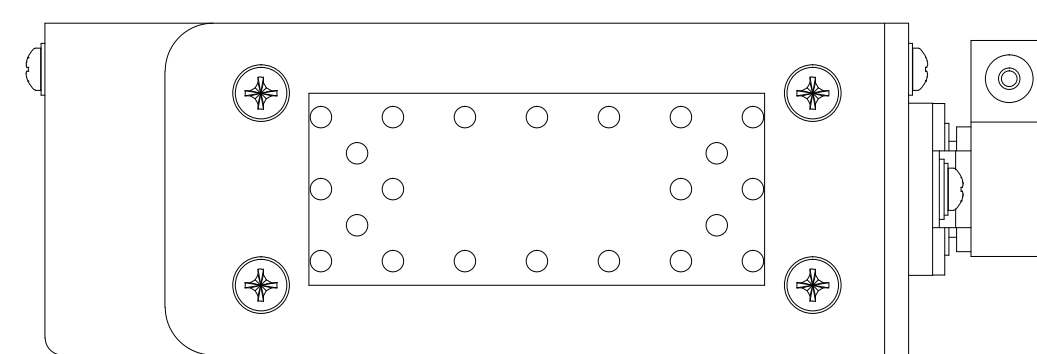


THIS POWER SUPPLY IS SHOWN WITH THE 19.0" 1U RACK MOUNT KIT INSTALLED

CN2 - DC Power Output	
Type: DE-2W2-S	
Pin	Signal
A1	+24 VDC
A2	Ground



NOTE: DIMENSIONS IN PARENTHESIS REPRESENT THE 19" RACK MOUNT KIT WHEN INSTALLED ON THE POWER SUPPLY.



THIS DOCUMENT CONTAINS PROPRIETARY INFORMATION OF GENERAL DIGITAL AND IS NOT TO BE DISCLOSED, REPRODUCED OR PUBLISHED WITHOUT WRITTEN CONSENT FROM GENERAL DIGITAL. THIS DOCUMENT MUST BE RENDERED ILLEGIBLE WHEN BEING DISCARDED. © COPYRIGHT 2013. ALL RIGHTS RESERVED.

UNLESS OTHERWISE SPECIFIED DIMENSIONS ARE IN INCHES
TOLERANCES ARE:
FRACTIONS DECIMALS ANGLES
±1/32 .X ±.050 ±0° 30'
.XX ±.031
.XXX±.020

CONNECTOR CHART		
DESIGNATION	FUNCTION	TYPE
CN1	AC INPUT	IEC-320
CN2	+24 VDC OUTPUT	DE-2W2-S

MECHANICAL OUTLINE ONLY. SPECIFICATIONS SUBJECT TO CHANGE WITHOUT NOTICE. U.O.S. ALL DIMENSIONS ARE IN INCHES.	
APPROVALS	DATE
DRAWN G.L.	01-Nov-18
CHECKED T.R.	
APPROVED B.G.	
DO NOT SCALE DRAWING	

GD GENERAL DIGITAL
The Innovators of Flat Panel Technology
8 Nutmeg Road South, South Windsor, CT 06074
(860) 282-2900 www.GeneralDigital.com

POWER SUPPLY - 250W
19.0" 1U RACK MOUNTABLE

REV	DATE	ECN	DESCRIPTION	BY
v1	02-Nov-18	—	ADDED DC POWER CABLE TO ACCESSORIES LIST	GL

B	CAGE CODE 1JA77	DWG. NO. 1105-069-97	REV v1
----------	--------------------	-------------------------	-----------